

# POLR2J antibody



Catalog Number: 114045

## Product name

POLR2J antibody

Recommended Dilution:

WB: 1:200-1:2000

## Immunogen

[Human POLR2J Recombinant protein \(GST tag\)](#)

IHC: 1:20-1:200

IF: 1:50-1:500


## Specificity

Human, Mouse, Rat; other species not tested.

## Validations

## Antibody description

POLR2J Rabbit Polyclonal antibody. Positive WB detected in A549 cells, HeLa cells, human brain tissue. Positive IF detected in A549 cells. Positive IHC detected in human heart tissue. Observed molecular weight by Western-blot: 13 kDa



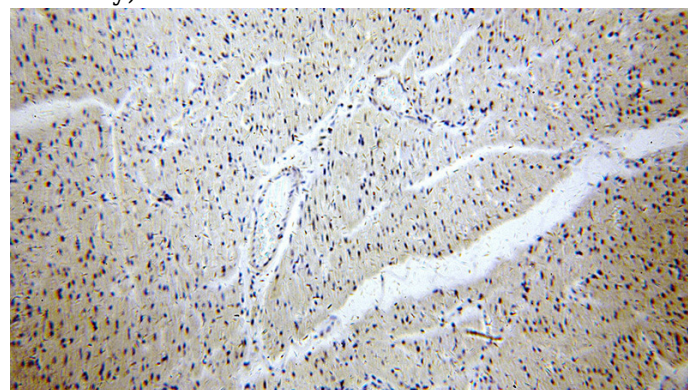
## Preparation

This antibody was obtained by immunization of POLR2J recombinant protein (Accession Number: NM\_006234). Purification method: Antigen affinity purified.

A549 cells were subjected to SDS PAGE followed by western blot with Catalog No:114045(POLR2J antibody) at dilution of 1:800

## Formulation

PBS with 0.02% sodium azide and 50% glycerol pH 7.3.



## Storage

Store at -20°C. DO NOT ALIQUOT

## Clonality

Polyclonal

Immunohistochemical of paraffin-embedded human heart using Catalog No:114045(POLR2J antibody) at dilution of 1:100 (under 10x lens)

## Ig Type

Rabbit IgG

## Applications

ELISA, WB, IHC, IF

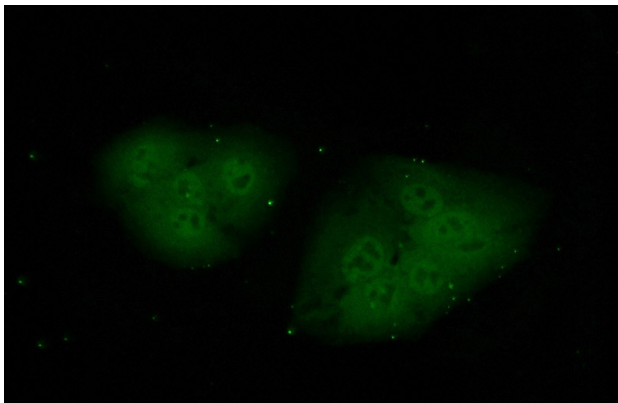
## Dilutions

# POLR2J antibody



Catalog Number: 114045

---



Immunofluorescent analysis of (10% Formaldehyde) fixed A549 cells using Catalog No:114045(POLR2J Antibody) at dilution of 1:50 and Alexa Fluor 488-conjugated AffiniPure Goat Anti-Rabbit IgG(H+L)