

POLK antibody

Catalog Number: 114004

Product name

POLK antibody

Specificity

human, mouse, rat; other species not tested.

Antibody description

POLK Rabbit Polyclonal antibody. Positive WB detected in HeLa cells. Positive IHC detected in human cervical cancer. Observed molecular weight by Western-blot: 70kd

Preparation

This antibody was obtained by immunization of POLK recombinant protein (Accession Number: BC050718). Purification method: Antigen affinity purified.

Formulation

PBS with 0.02% sodium azide and 50% glycerol pH 7.3.

Storage

Store at -20°C. DO NOT ALIQUOT

Clonality

Polyclonal

Ig Type

Rabbit IgG

Applications

ELISA, WB, IHC


Dilutions

Recommended Dilution:

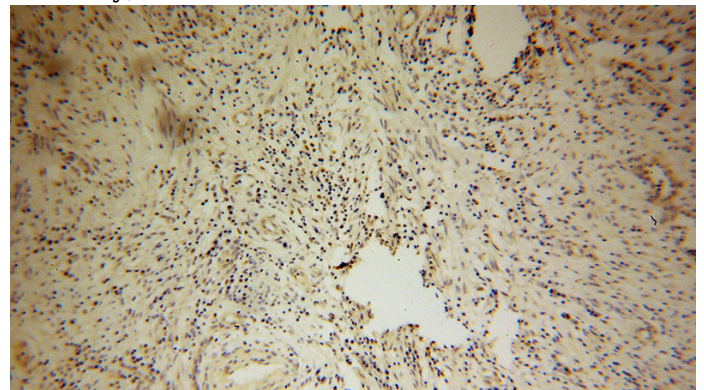
WB: 1:500-1:5000

IHC: 1:20-1:200

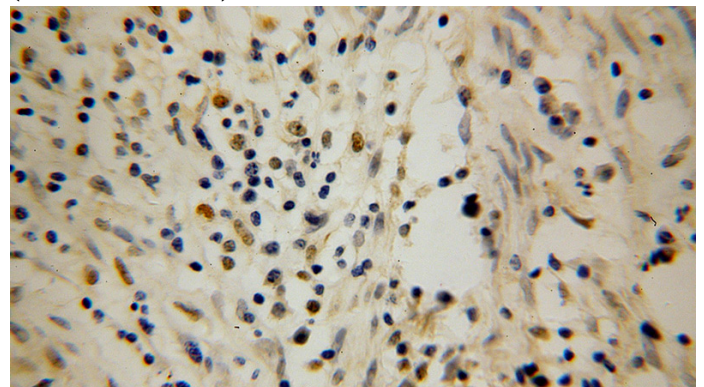
Validations



HeLa cells were subjected to SDS PAGE followed by western blot with Catalog No:114004(POLK antibody) at dilution of 1:500



Immunohistochemical of paraffin-embedded human cervical cancer using Catalog No:114004(POLK antibody) at dilution of 1:100 (under 10x lens)



Immunohistochemical of paraffin-embedded human cervical cancer using Catalog No:114004(POLK antibody) at dilution of 1:100 (under 40x lens)