

# PLEK antibody

Catalog Number: 113953

## Product name

PLEK antibody

IP: 1:500-1:5000

IHC: 1:20-1:200

## Specificity

Human, Mouse, Rat; other species not tested.

## Antibody description

PLEK Rabbit Polyclonal antibody. Positive WB detected in U-937 cells, rat spleen tissue. Positive IP detected in U-937 cells. Positive IHC detected in human lung cancer tissue. Observed molecular weight by Western-blot: 45-47 kDa

## Preparation

This antibody was obtained by immunization of PLEK recombinant protein (Accession Number: NM\_002664). Purification method: Antigen affinity purified.

## Formulation

PBS with 0.1% sodium azide and 50% glycerol pH 7.3.

## Storage

Store at -20°C. DO NOT ALIQUOT

## Clonality

Polyclonal

## Ig Type

Rabbit IgG

## Applications

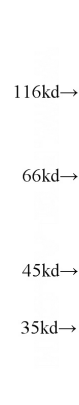
ELISA, WB, IHC, IP

## Dilutions

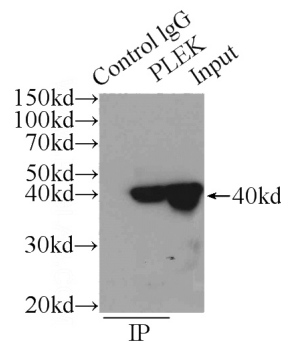
Recommended Dilution:

WB: 1:500-1:5000

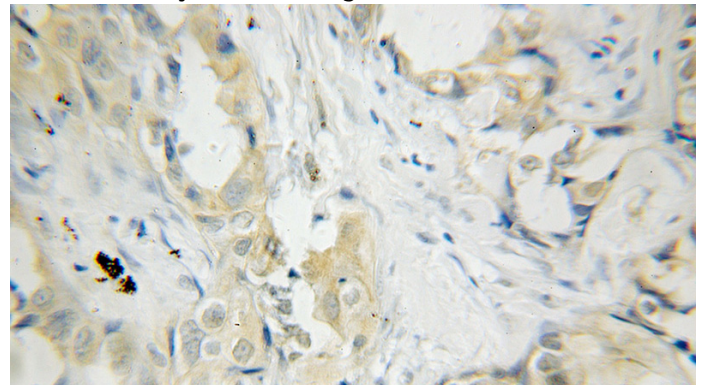
## Validations



U-937 cells were subjected to SDS PAGE followed by western blot with Catalog No:113953(PLEK antibody) at dilution of 1:1000



IP Result of anti-PLEK (IP:Catalog No:113953, 3ug; Detection:Catalog No:113953 1:1000) with U-937 cells lysate 3000ug.



Immunohistochemical of paraffin-embedded human lung cancer using Catalog

# PLEK antibody



Catalog Number: 113953

---

No:113953(PLEK antibody) at dilution of 1:50 (under 40x lens)