

PKNOX2 antibody



Catalog Number: 113921

Product name

PKNOX2 antibody

WB: 1:200-1:2000

IHC: 1:20-1:200

Specificity

human, mouse, rat; other species not tested.

Antibody description

PKNOX2 Rabbit Polyclonal antibody. Positive WB detected in RAW 264.7 cells, HeLa cells, human skeletal muscle tissue, mouse brain tissue, mouse lung tissue, mouse small intestine tissue. Positive IHC detected in human kidney. Observed molecular weight by Western-blot: 70kd,55kd

Preparation

This antibody was obtained by immunization of PKNOX2 recombinant protein (Accession Number: XM_017018110). Purification method: Antigen affinity purified.

Formulation

PBS with 0.02% sodium azide and 50% glycerol pH 7.3.

Storage

Store at -20°C. DO NOT ALIQUOT

Clonality

Polyclonal

Ig Type

Rabbit IgG


Applications

ELISA, WB, IHC

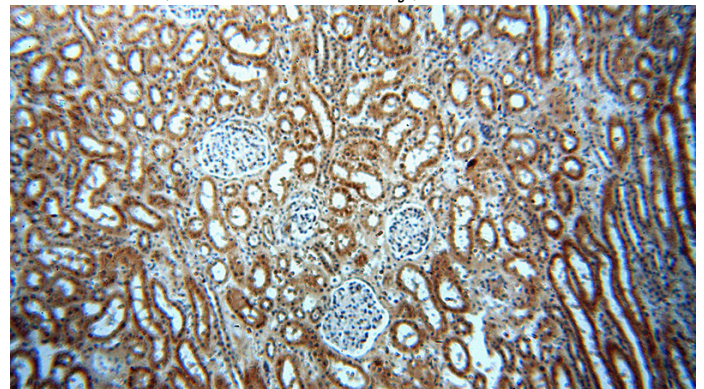
Dilutions

Recommended Dilution:

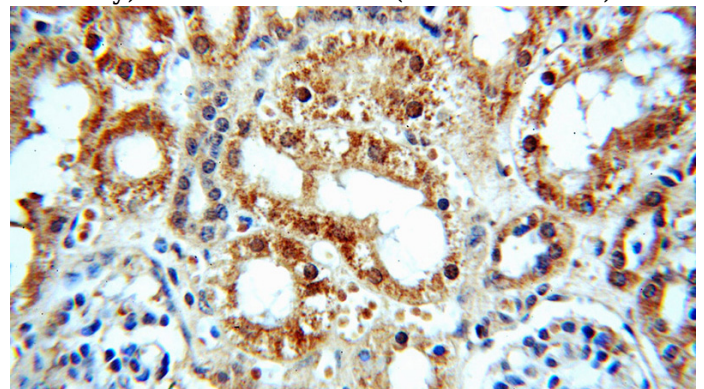
Validations



RAW264.7 cells were subjected to SDS PAGE followed by western blot with Catalog No:113921(PKNOX2 antibody) at dilution of 1:300



Immunohistochemical of paraffin-embedded human kidney using Catalog No:113921(PKNOX2 antibody) at dilution of 1:50 (under 10x lens)



Immunohistochemical of paraffin-embedded human kidney using Catalog No:113921(PKNOX2 antibody) at dilution of 1:50 (under 40x lens)