

# PIGK antibody

Catalog Number: 113893

## Product name

PIGK antibody

## Specificity

human; other species not tested.

## Antibody description

PIGK Rabbit Polyclonal antibody. Positive WB detected in HT-1080 cells, HepG2 cells, SMMC-7721 cells. Positive IHC detected in human ovary tumor. Observed molecular weight by Western-blot: 40-45 kDa

## Preparation

This antibody was obtained by immunization of PIGK recombinant protein (Accession Number: BC026186). Purification method: Antigen affinity purified.

## Formulation

PBS with 0.02% sodium azide and 50% glycerol pH 7.3.

## Storage

Store at -20°C. DO NOT ALIQUOT

## Clonality

Polyclonal

## Ig Type

Rabbit IgG

## Applications

ELISA, WB, IHC


## Dilutions

Recommended Dilution:

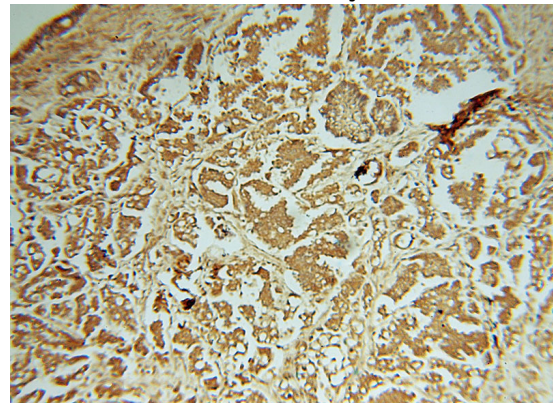
WB: 1:500-1:5000

IHC: 1:20-1:200

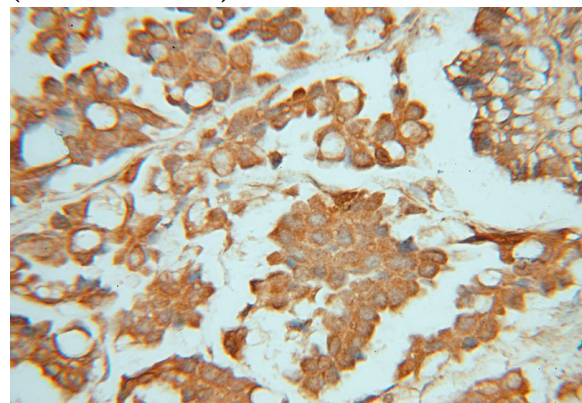
## Validations



HT-1080 cells were subjected to SDS PAGE followed by western blot with Catalog No:113893(PIGK antibody) at dilution of 1:1000



Immunohistochemical of paraffin-embedded human ovary tumor using Catalog No:113893(PIGK antibody) at dilution of 1:50 (under 10x lens)



Immunohistochemical of paraffin-embedded human ovary tumor using Catalog

# PIGK antibody



Catalog Number: 113893

---

No:113893(PIGK antibody) at dilution of 1:50 (under 40x lens)