

PI4KB antibody

Catalog Number: 113879

Product name

PI4KB antibody

Specificity

Human, Mouse, Rat; other species not tested.

Antibody description

PI4KB Rabbit Polyclonal antibody. Positive IP detected in K-562 cells. Positive WB detected in K-562 cells, Jurkat cells, NIH-3T3 cells (RNAi). Observed molecular weight by Western-blot: 100 kDa

Preparation

This antibody was obtained by immunization of PI4KB recombinant protein (Accession Number: NM_001198773). Purification method: Antigen affinity purified.

Formulation

PBS with 0.02% sodium azide and 50% glycerol pH 7.3.

Storage

Store at -20°C. DO NOT ALIQUOT

Clonality

Polyclonal

Ig Type

Rabbit IgG

Applications

ELISA, WB, IP


Dilutions

Recommended Dilution:


WB: 1:200-1:2000

IP: 1:200-1:1000

Validations

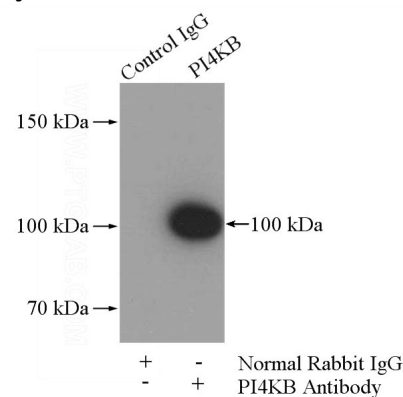


WB result of anti- PI4Kb (Catalog No:113879) with



NIH-3T3 cells (RNAi).

K-562 cells were subjected to SDS PAGE followed by western blot with Catalog No:113879(PI4KB antibody) at dilution of 1:300



IP Result of anti-PI4KB (IP:Catalog No:113879, 4ug; Detection:Catalog No:113879 1:300) with K-562 cells lysate 3600ug.