

PGP antibody

Catalog Number: 113792

Product name

PGP antibody

Recommended Dilution:

WB: 1:500-1:5000

Specificity

Human, Mouse; other species not tested.

IP: 1:200-1:2000

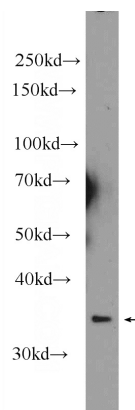
IHC: 1:20-1:200

Antibody description

PGP Rabbit Polyclonal antibody. Positive FC detected in SH-SY5Y cells. Positive IHC detected in human tonsillitis tissue, human heart tissue, human skeletal muscle tissue. Positive IF detected in MCF-7 cells. Positive IP detected in Y79 cells. Positive WB detected in mouse heart tissue, SH-SY5Y cells, Y79 cells. Observed molecular weight by Western-blot: 34 kDa

IF: 1:50-1:500

Validations




Preparation

This antibody was obtained by immunization of PGP recombinant protein (Accession Number: NM_001042371). Purification method: Antigen affinity purified.

mouse heart tissue were subjected to SDS PAGE followed by western blot with Catalog No:113792(PGP Antibody) at dilution of 1:1000

Formulation

PBS with 0.1% sodium azide and 50% glycerol pH 7.3.



Storage

Store at -20°C. DO NOT ALIQUOT

Clonality

Polyclonal

Ig Type

Rabbit IgG

IP Result of anti-PGP (IP:Catalog No:113792, 4ug; Detection:Catalog No:113792 1:600) with Y79 cells lysate 1920ug.

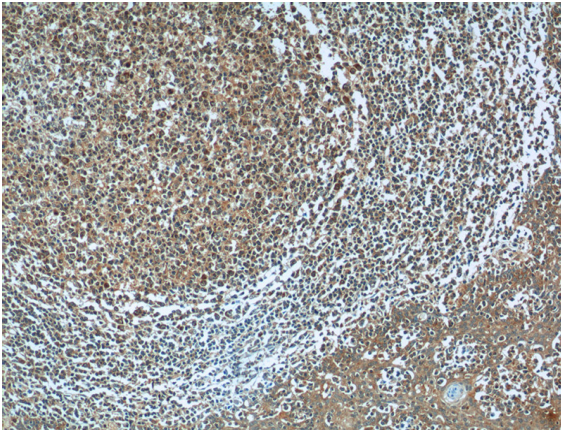
Applications

ELISA, WB, IHC, IP, IF, FC

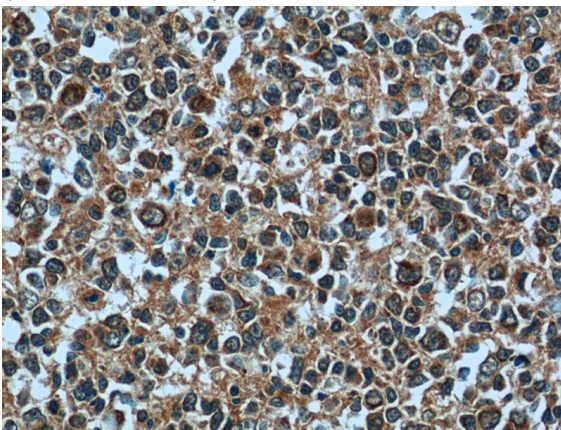
Dilutions

PGP antibody

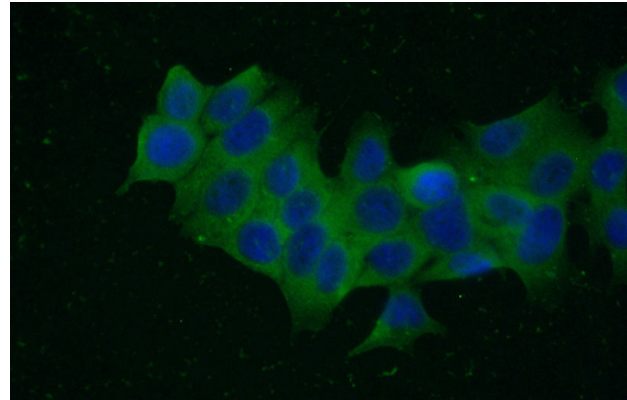
Catalog Number: 113792



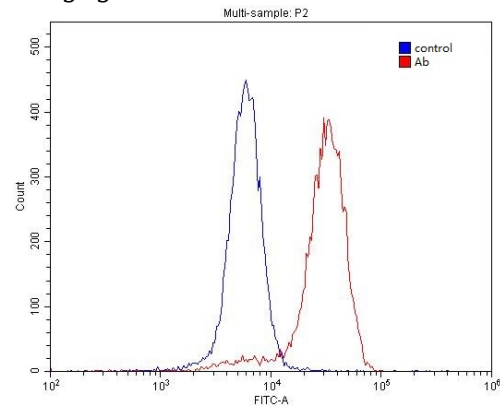
Immunohistochemistry of paraffin-embedded human tonsillitis tissue slide using Catalog No:113792(PGP Antibody) at dilution of 1:50 (under 10x lens)



Immunohistochemistry of paraffin-embedded human tonsillitis tissue slide using Catalog No:113792(PGP Antibody) at dilution of 1:50 (under 40x lens)



Immunofluorescent analysis of (-20oc Ethanol) fixed MCF-7 cells using Catalog No:113792(PGP Antibody) at dilution of 1:50 and Alexa Fluor 488-conjugated AffiniPure Goat Anti-Rabbit IgG(H+L)



1X10⁶ SH-SY5Y cells were stained with 0.2ug PGP antibody (Catalog No:113792, red) and control antibody (blue). Fixed with 4% PFA blocked with 3% BSA (30 min). Alexa Fluor 488-conjugated AffiniPure Goat Anti-Rabbit IgG(H+L) with dilution 1:1500.