

PGLYRP2 antibody

Catalog Number: 113786

Product name

PGLYRP2 antibody

Specificity

Human; other species not tested.

Antibody description

PGLYRP2 Rabbit Polyclonal antibody. Positive WB detected in human plasma tissue. Positive IHC detected in human liver cancer tissue. Observed molecular weight by Western-blot: 68 kDa

Preparation

This antibody was obtained by immunization of PGLYRP2 recombinant protein (Accession Number: NM_001363546). Purification method: Antigen Affinity purified.

Formulation

PBS with 0.02% sodium azide and 50% glycerol pH 7.3.

Storage

Store at -20°C. DO NOT ALIQUOT

Clonality

Polyclonal

Ig Type

Rabbit IgG

Applications

ELISA, WB, IHC

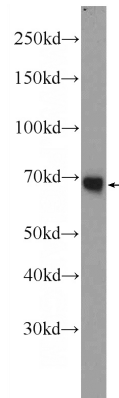
Dilutions

Recommended Dilution:

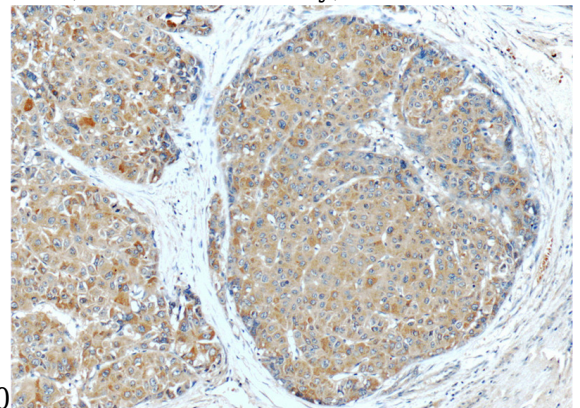
WB: 1:500-1:5000

IHC: 1:20-1:200

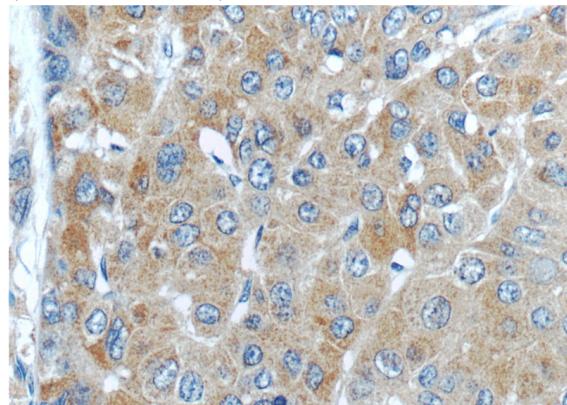
Validations



human plasma tissue were subjected to SDS PAGE followed by western blot with Catalog No:113786(PGLYRP2 Antibody) at dilution of



Immunohistochemistry of paraffin-embedded human liver cancer tissue slide using Catalog No:113786(PGLYRP2 Antibody) at dilution of 1:50 (under 10x lens)



Immunohistochemistry of paraffin-embedded human liver cancer tissue slide using Catalog No:113786(PGLYRP2 Antibody) at dilution of 1:50 (under 40x lens)