

# PGAM2 antibody



Catalog Number: 113777

## Product name

PGAM2 antibody

Recommended Dilution:

WB: 1:500-1:5000

## Specificity


IHC: 1:20-1:200

Human, Mouse; other species not tested.

## Validations

### Antibody description

PGAM2 Rabbit Polyclonal antibody. Positive WB detected in mouse skeletal muscle tissue. Positive IHC detected in human skin tissue, human brain tissue, human heart tissue, human kidney tissue, human liver tissue, human lung tissue, human ovary tissue, human spleen tissue, human testis tissue. Observed molecular weight by Western-blot: 28-29kd



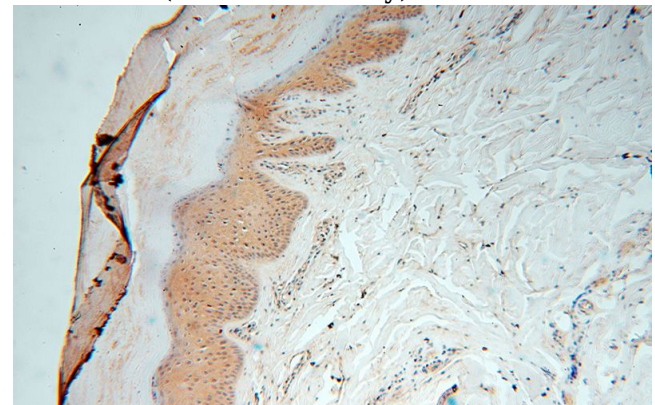
### Preparation

This antibody was obtained by immunization of PGAM2 recombinant protein (Accession Number: NM\_000290). Purification method: Antigen affinity purified.

mouse skeletal muscle tissue were subjected to SDS PAGE followed by western blot with Catalog No:113777(PGAM2 antibody) at dilution of 1:1500

### Formulation

PBS with 0.02% sodium azide and 50% glycerol pH 7.3.



### Storage

Store at -20°C. DO NOT ALIQUOT

### Clonality

Polyclonal

### Ig Type

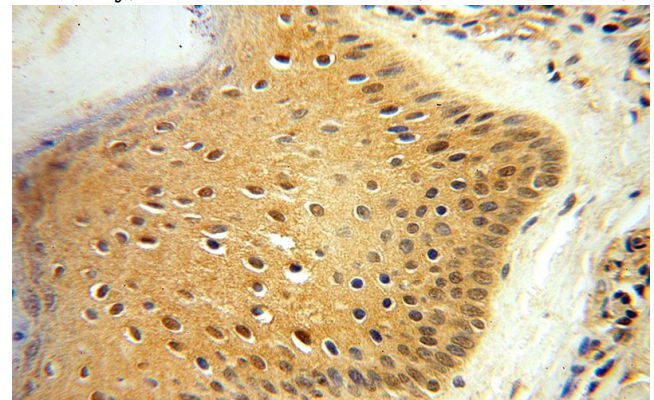
Rabbit IgG

### Applications

ELISA, WB, IHC

### Dilutions

Immunohistochemical of paraffin-embedded human skin using Catalog No:113777(PGAM2 antibody) at dilution of 1:100 (under 10x lens)



# PGAM2 antibody



Catalog Number: 113777

---

Immunohistochemical of paraffin-embedded

human skin using Catalog No:113777(PGAM2 antibody) at dilution of 1:100 (under 40x lens)