

PFKFB2 antibody



Catalog Number: 113769

Product name

PFKFB2 antibody

IHC: 1:20-1:200

Specificity

Human, Mouse, Rat; other species not tested.

Antibody description

PFKFB2 Rabbit Polyclonal antibody. Positive WB detected in human heart tissue, mouse brain tissue, rat brain tissue. Positive IHC detected in human spleen tissue. Observed molecular weight by Western-blot: 58 kDa, 110 kDa

Preparation

This antibody was obtained by immunization of PFKFB2 recombinant protein (Accession Number: XM_047422548). Purification method: Antigen affinity purified.

Formulation

PBS with 0.02% sodium azide and 50% glycerol pH 7.3.

Storage

Store at -20°C. DO NOT ALIQUOT

Clonality

Polyclonal

Ig Type

Rabbit IgG

Applications


ELISA, WB, IHC

Dilutions

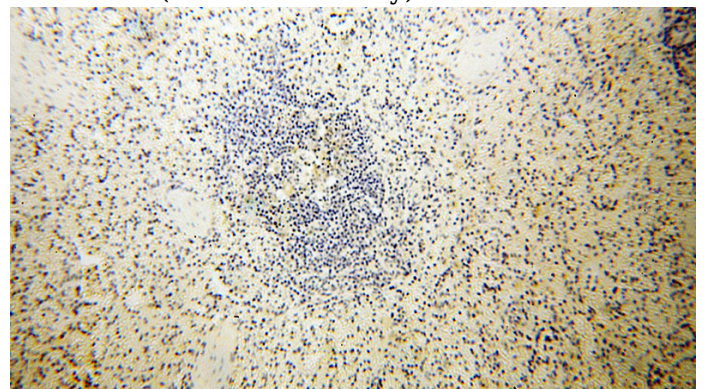
Recommended Dilution:

WB: 1:200-1:2000

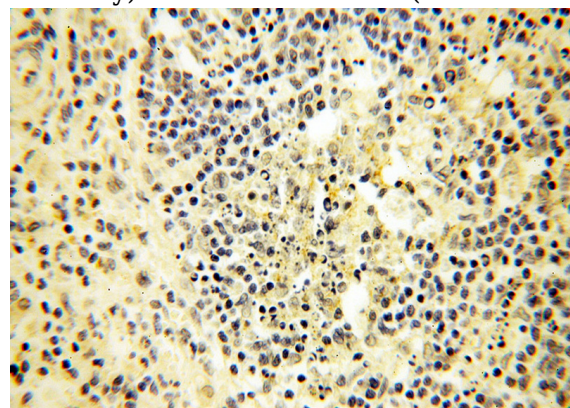
Validations



human heart tissue were subjected to SDS PAGE followed by western blot with Catalog No:113769(PFKFB2 antibody) at dilution of 1:500



Immunohistochemical of paraffin-embedded human spleen using Catalog No:113769(PFKFB2 antibody) at dilution of 1:100 (under 10x lens)



Immunohistochemical of paraffin-embedded human spleen using Catalog No:113769(PFKFB2 antibody) at dilution of 1:100 (under 40x lens)