

# PDCD5 antibody

Catalog Number: 113766

## Product name

PDCD5 antibody

## Specificity

Human, Mouse, Rat; other species not tested.

## Antibody description

PDCD5 Rabbit Polyclonal antibody. Positive WB detected in human heart tissue, human brain tissue, mouse testis tissue, PC-3 cells. Positive IHC detected in human skin cancer tissue, human colon cancer tissue, human colon tissue. Observed molecular weight by Western-blot: 14 kDa

## Preparation

This antibody was obtained by immunization of PDCD5 recombinant protein (Accession Number: NM\_004708). Purification method: Antigen affinity purified.

## Formulation

PBS with 0.1% sodium azide and 50% glycerol pH 7.3.

## Storage

Store at -20°C. DO NOT ALIQUOT

## Clonality

Polyclonal

## Ig Type

Rabbit IgG

## Applications

ELISA, WB, IHC


## Dilutions

Recommended Dilution:

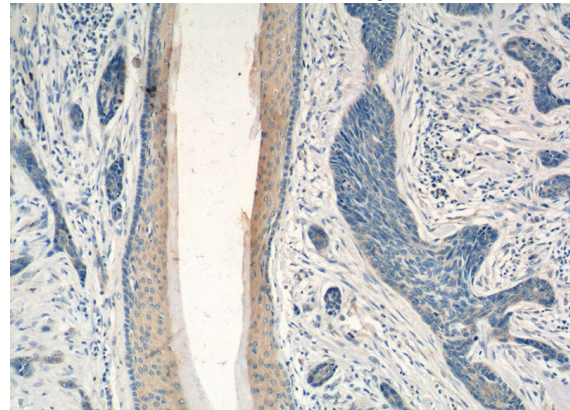
WB: 1:200-1:2000

IHC: 1:20-1:200

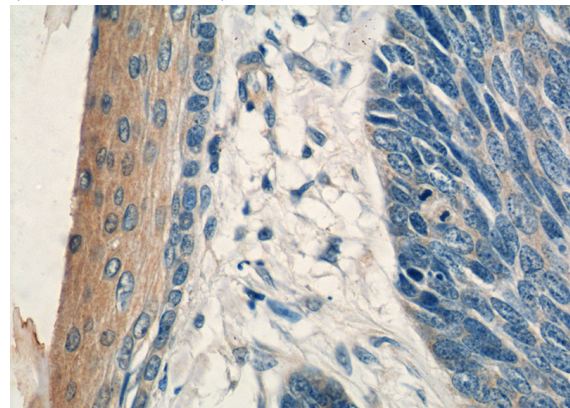
## Validations



human heart tissue were subjected to SDS PAGE followed by western blot with Catalog No:113766(PDCD5 antibody) at dilution of 1:500



Immunohistochemistry of paraffin-embedded human skin cancer tissue slide using Catalog No:113766(PDCD5 Antibody) at dilution of 1:50 (under 10x lens)



Immunohistochemistry of paraffin-embedded human skin cancer tissue slide using Catalog

# PDCD5 antibody



Catalog Number: 113766

---

No:113766(PDCD5 Antibody) at dilution of 1:50 (under 40x lens)