

# PCP4 antibody

Catalog Number: 113749

## Product name

PCP4 antibody

## Specificity

Human, Mouse, Rat; other species not tested.

## Antibody description

PCP4 Rabbit Polyclonal antibody. Positive WB detected in mouse brain tissue. Positive IHC detected in human cerebellum tissue. Observed molecular weight by Western-blot: 8 kDa

## Preparation

This antibody was obtained by immunization of PCP4 recombinant protein (Accession Number: NM\_006198). Purification method: Antigen affinity purified.

## Formulation

PBS with 0.1% sodium azide and 50% glycerol pH 7.3.

## Storage

Store at -20°C. DO NOT ALIQUOT

## Clonality

Polyclonal

## Ig Type

Rabbit IgG

## Applications

ELISA, WB, IHC


## Dilutions

Recommended Dilution:

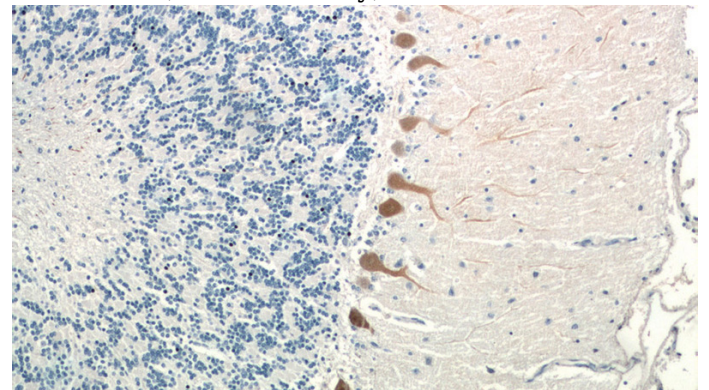
WB: 1:200-1:1000

IHC: 1:20-1:200

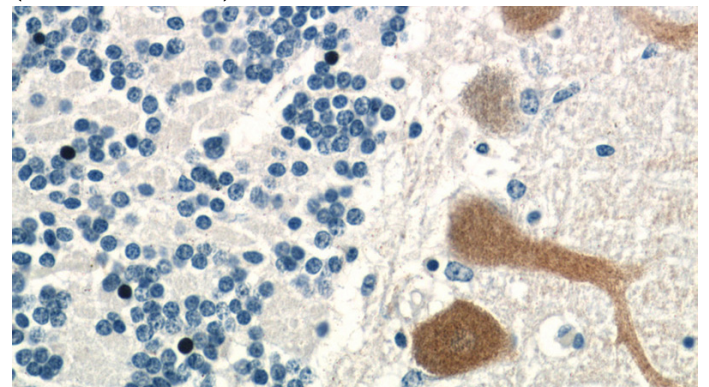
## Validations



mouse brain tissue were subjected to SDS PAGE followed by western blot with Catalog No:113749(PCP4 Antibody) at dilution of 1:300



Immunohistochemistry of paraffin-embedded human cerebellum tissue slide using Catalog No:113749(PCP4 Antibody) at dilution of 1:50 (under 10x lens)



Immunohistochemistry of paraffin-embedded human cerebellum tissue slide using Catalog No:113749(PCP4 Antibody) at dilution of 1:50 (under 40x lens)