

PCNP antibody



Catalog Number: 113745

Product name

PCNP antibody

IP: 1:200-1:2000

IHC: 1:20-1:200

Specificity

Human, Mouse, Rat; other species not tested.

IF: 1:20-1:200

Antibody description

PCNP Rabbit Polyclonal antibody. Positive IF detected in HepG2 cells. Positive IHC detected in human lymphoma tissue. Positive IP detected in HepG2 cells. Positive WB detected in HepG2 cells, HEK-293 cells, Jurkat cells, PC-3 cells. Observed molecular weight by Western-blot: 24-28 kDa

Preparation

This antibody was obtained by immunization of PCNP recombinant protein (Accession Number: NM_001320395). Purification method: Antigen affinity purified.

Formulation

PBS with 0.1% sodium azide and 50% glycerol pH 7.3.

Storage

Store at -20°C. DO NOT ALIQUOT

Clonality

Polyclonal

Ig Type

Rabbit IgG

Applications


ELISA, WB, IHC, IP, IF

Dilutions

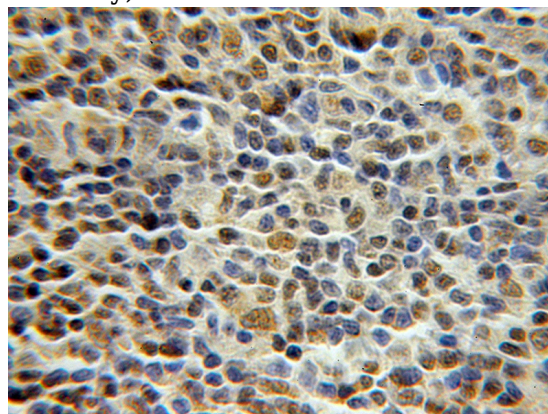
Recommended Dilution:

WB: 1:200-1:2000

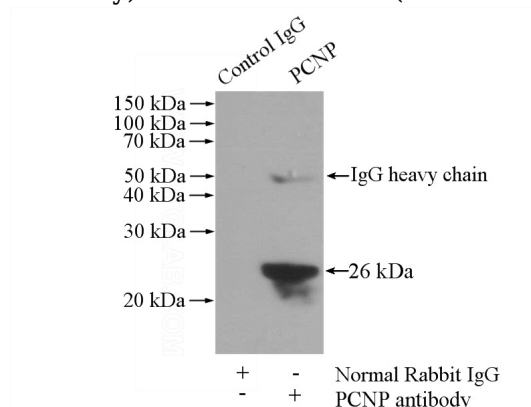
Validations



HepG2 cells were subjected to SDS PAGE followed by western blot with Catalog No:113745(PCNP antibody) at dilution of 1:600




Immunohistochemical of paraffin-embedded human lymphoma using Catalog No:113745(PCNP antibody) at dilution of 1:50 (under 10x lens)



PCNP antibody



Catalog Number: 113745

IP Result of anti-PCNP (IP:Catalog No:113745, 4ug; Detection:Catalog No:113745 1:600) with HepG2 cells lysate 1800ug. 

Immunofluorescent analysis of HepG2 cells using Catalog No:113745(PCNP Antibody) at dilution of 1:50 and Alexa Fluor 488-conjugated AffiniPure Goat Anti-Rabbit IgG(H+L)