

PCK2 antibody

Catalog Number: 113740

Product name

PCK2 antibody

Specificity

Human, Mouse, Rat; other species not tested.

Antibody description

PCK2 Rabbit Polyclonal antibody. Positive IHC detected in human breast cancer tissue. Positive WB detected in human brain tissue, human colon tissue, rat brain tissue. Observed molecular weight by Western-blot: 71kd

Preparation

This antibody was obtained by immunization of PCK2 recombinant protein (Accession Number: NM_004563). Purification method: Antigen affinity purified.

Formulation

PBS with 0.02% sodium azide and 50% glycerol pH 7.3.

Storage

Store at -20°C. DO NOT ALIQUOT

Clonality

Polyclonal

Ig Type

Rabbit IgG

Applications

ELISA, WB, IHC


Dilutions

Recommended Dilution:

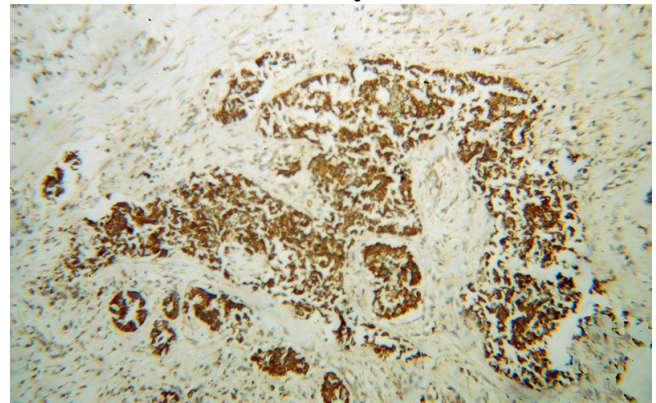
WB: 1:500-1:5000

IHC: 1:20-1:200

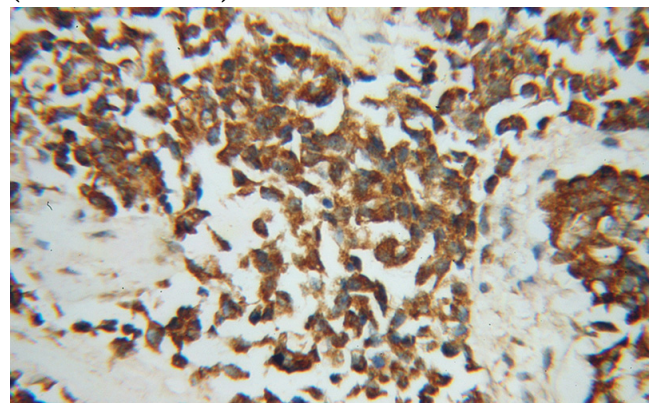
Validations



human brain tissue were subjected to SDS PAGE followed by western blot with Catalog No:113740(PCK2 antibody) at dilution of 1:200



Immunohistochemical of paraffin-embedded human breast cancer using Catalog No:113740(PCK2 antibody) at dilution of 1:100 (under 10x lens)



Immunohistochemical of paraffin-embedded human breast cancer using Catalog

PCK2 antibody



Catalog Number: 113740

No:113740(PCK2 antibody) at dilution of 1:100 (under 40x lens)