

PERK antibody

Catalog Number: 113717

Product name

PERK antibody

IHC: 1:20-1:200

IF: 1:20-1:200

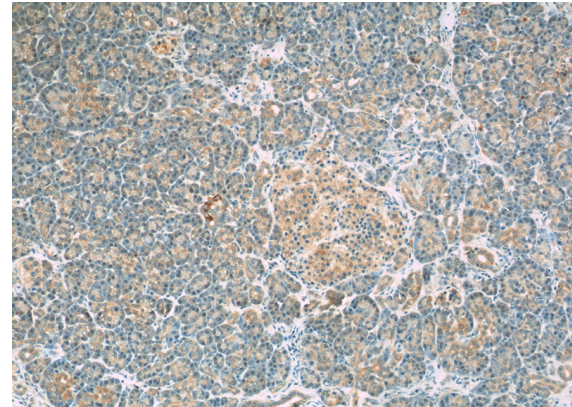
Specificity

Human; other species not tested.

Validations

Antibody description

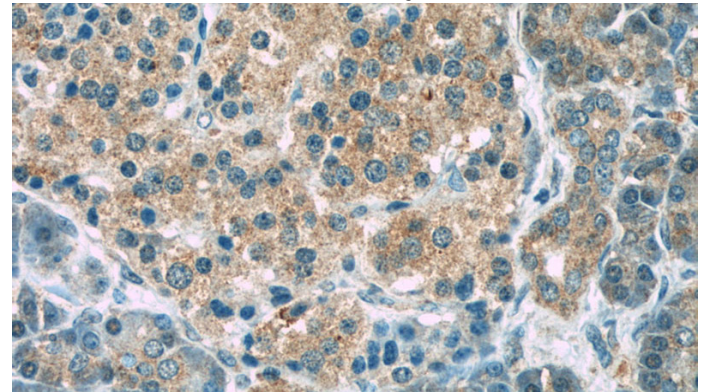
PERK Rabbit Polyclonal antibody. Positive WB detected in HepG2 cells. Positive IHC detected in human pancreas tissue, human placenta tissue. Positive IF detected in HepG2 cells. Observed molecular weight by Western-blot: 125 kDa, 140 kDa



Preparation

This antibody was obtained by immunization of PERK recombinant protein (Accession Number: NM_004836). Purification method: Antigen affinity purified.

Immunohistochemistry of paraffin-embedded human pancreas slide using Catalog No:113717(EIF2AK3 Antibody) at dilution of 1:50



Formulation

PBS with 0.1% sodium azide and 50% glycerol pH 7.3.

Storage

Store at -20°C. DO NOT ALIQUOT

Immunohistochemistry of paraffin-embedded human pancreas slide using Catalog No:113717(EIF2AK3 Antibody) at dilution of 1:50

Clonality

Polyclonal

Ig Type

Rabbit IgG


Applications

ELISA, IHC, IF, WB

Dilutions

Recommended Dilution:

WB: 1:200-1:1000

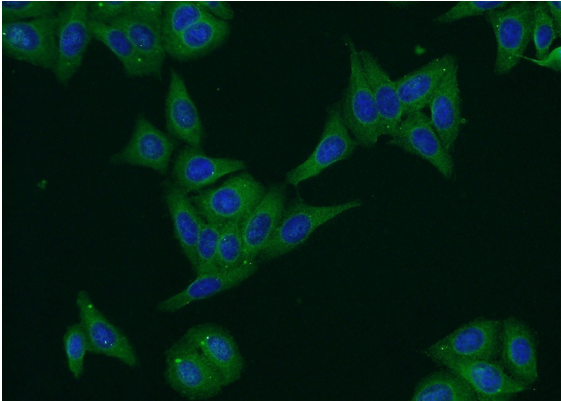


HepG2 cells were subjected to SDS PAGE followed by western blot with Catalog No:113717(EIF2AK3

PERK antibody

Catalog Number: 113717

Antibody) at dilution of 1:300



Immunofluorescent analysis of HepG2 cells using Catalog No:113717(EIF2AK3 Antibody) at dilution of 1:50 and Alexa Fluor 488-conjugated AffiniPure Goat Anti-Rabbit IgG(H+L)