

# Periostin antibody



Catalog Number: 113715

## Product name

Periostin antibody

IHC: 1:50-1:500


## Specificity

Human, Mouse, Rat; other species not tested.

## Validations

## Antibody description

Periostin Rabbit Polyclonal antibody. Positive WB detected in BxPC-3 cells, mouse lung tissue, SGC-7901 cells. Positive IHC detected in human colon tissue, human breast cancer tissue. Observed molecular weight by Western-blot: 85-90 kDa



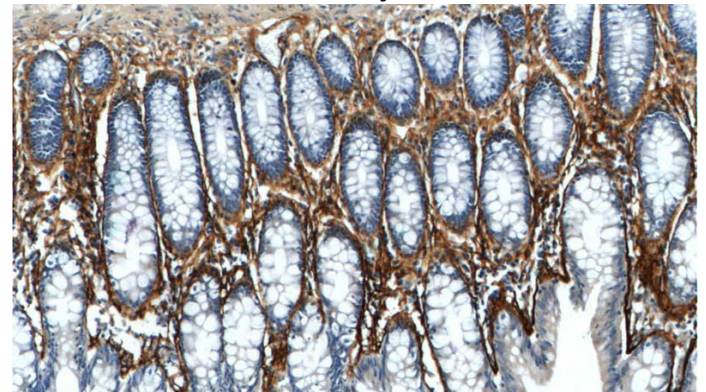
## Preparation

This antibody was obtained by immunization of Periostin recombinant protein (Accession Number: NM\_001135934). Purification method: Antigen affinity purified.

BxPC-3 cells were subjected to SDS PAGE followed by western blot with Catalog No:113715(POSTN antibody) at dilution of 1:500

## Formulation

PBS with 0.02% sodium azide and 50% glycerol pH 7.3.



## Storage

Store at -20°C. DO NOT ALIQUOT

Immunohistochemistry of paraffin-embedded human colon tissue slide using Catalog No:113715(POSTN Antibody) at dilution of 1:200 (under 10x lens).

## Clonality

Polyclonal

## Ig Type

Rabbit IgG

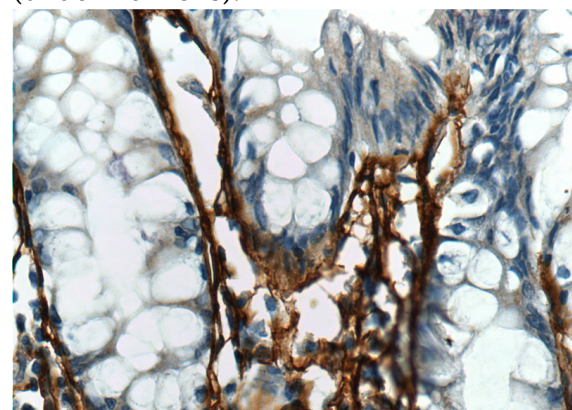
## Applications

ELISA, WB, IHC

## Dilutions

Recommended Dilution:

WB: 1:200-1:2000



Immunohistochemistry of paraffin-embedded human colon tissue slide using Catalog No:113715(POSTN Antibody) at dilution of 1:200

# Periostin antibody



Catalog Number: 113715

---

(under 40x lens).