

PDXK antibody

Catalog Number: 113642

Product name

PDXK antibody

Specificity

human, mouse, rat; other species not tested.

Antibody description

PDXK Rabbit Polyclonal antibody. Positive IHC detected in human colon cancer. Positive WB detected in human liver tissue, HeLa cells. Observed molecular weight by Western-blot: 40kd, 35kd

Preparation

This antibody was obtained by immunization of PDXK recombinant protein (Accession Number: NM_003681). Purification method: Antigen affinity purified.

Formulation

PBS with 0.02% sodium azide and 50% glycerol pH 7.3.

Storage

Store at -20°C. DO NOT ALIQUOT

Clonality

Polyclonal

Ig Type

Rabbit IgG

Applications

ELISA, WB, IHC


Dilutions

Recommended Dilution:

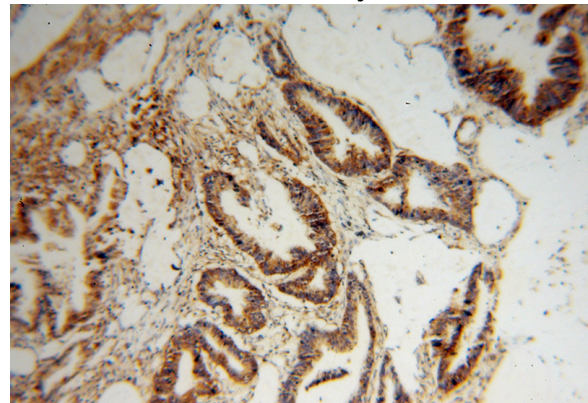
WB: 1:500-1:5000

IHC: 1:20-1:200

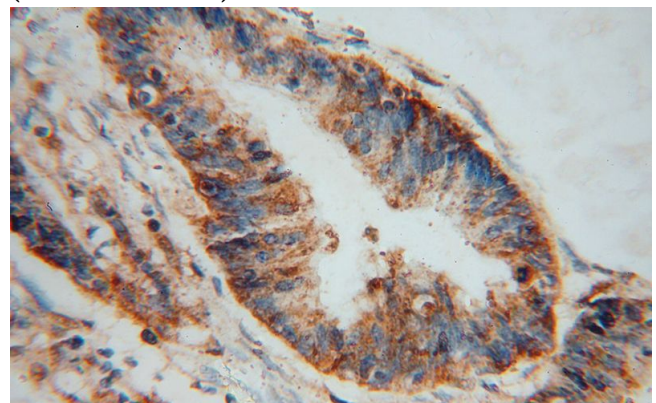
Validations



human liver tissue were subjected to SDS PAGE followed by western blot with Catalog No:113642(PDXK antibody) at dilution of 1:500



Immunohistochemical of paraffin-embedded human colon cancer using Catalog No:113642(PDXK antibody) at dilution of 1:50 (under 10x lens)



Immunohistochemical of paraffin-embedded human colon cancer using Catalog

PDXK antibody



Catalog Number: 113642

No:113642(PDXK antibody) at dilution of 1:50 (under 40x lens)