

PDLIM7 antibody



Catalog Number: 113633

Product name

PDLIM7 antibody

IP: N/AIHC: 1:20-1:200

IF: 1:20-1:200

Specificity

Human; other species not tested.

Antibody description

PDLIM7 Rabbit Polyclonal antibody. Positive IP detected in HeLa cells. Positive WB detected in SKOV-3 cells, HeLa cells, MCF-7 cells. Positive IHC detected in human ovary tumor tissue. Positive IF detected in SKOV-3 cells. Observed molecular weight by Western-blot: 55 kDa

Preparation

This antibody was obtained by immunization of PDLIM7 recombinant protein (Accession Number: NM_005451). Purification method: Antigen affinity purified.

Formulation

PBS with 0.1% sodium azide and 50% glycerol pH 7.3.

Storage

Store at -20°C. DO NOT ALIQUOT

Clonality

Polyclonal

Ig Type

Rabbit IgG

Applications


ELISA, WB, IHC, IP, IF

Dilutions

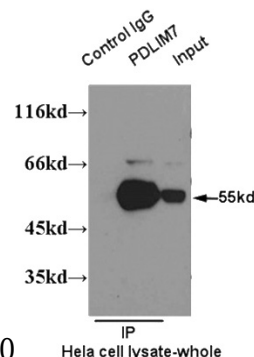
Recommended Dilution:

WB: 1:1000-1:10000

Validations

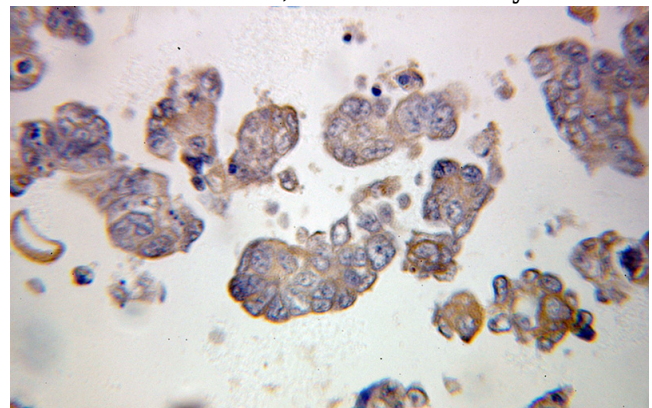


SKOV-3 cells were subjected to SDS PAGE followed by western blot with Catalog No:113633(PDLIM7,LMP1 antibody) at dilution of 1:2000. IP & WB with HeLa cell



1:2000

IP result of PDLIM7 antibody (Catalog No:113633 for IP and Detection) with HeLa cell lysate.



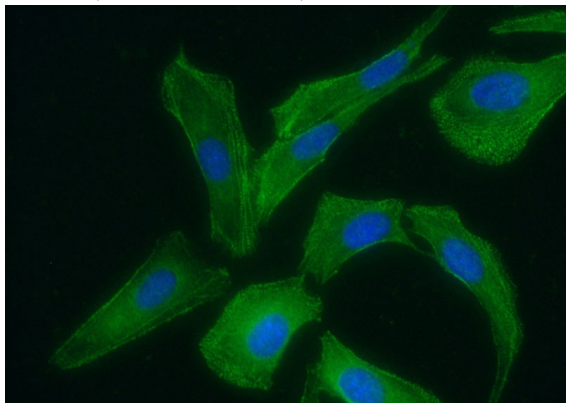
Immunohistochemical of paraffin-embedded human ovary tumor using Catalog

PDLIM7 antibody



Catalog Number: 113633

No:113633(PDLIM7,LMP1 antibody) at dilution of 1:100 (under 25x lens)



Immunofluorescent analysis of (-20oc Ethanol) fixed SKOV-3 cells using Catalog No:113633(PDLIM7,LMP1 Antibody) at dilution of 1:50 and Alexa Fluor 488-conjugated AffiniPure Goat Anti-Rabbit IgG(H+L)