

PDK4 antibody

Catalog Number: 113627

Product name

PDK4 antibody

WB: 1:200-1:1000

IHC: 1:20-1:200

Specificity

Human, Mouse, Rat; other species not tested.

Antibody description

PDK4 Rabbit Polyclonal antibody. Positive WB detected in mouse heart tissue, human heart tissue, human placenta tissue, mouse skeletal muscle tissue, rat heart tissue. Positive IHC detected in human kidney tissue, human skeletal muscle tissue. Observed molecular weight by Western-blot: 46 kDa

Preparation

This antibody was obtained by immunization of PDK4 recombinant protein (Accession Number: NM_002612). Purification method: Antigen affinity purified.

Formulation

PBS with 0.1% sodium azide and 50% glycerol pH 7.3.

Storage

Store at -20°C. DO NOT ALIQUOT

Clonality

Polyclonal

Ig Type

Rabbit IgG


Applications

ELISA, WB, IHC

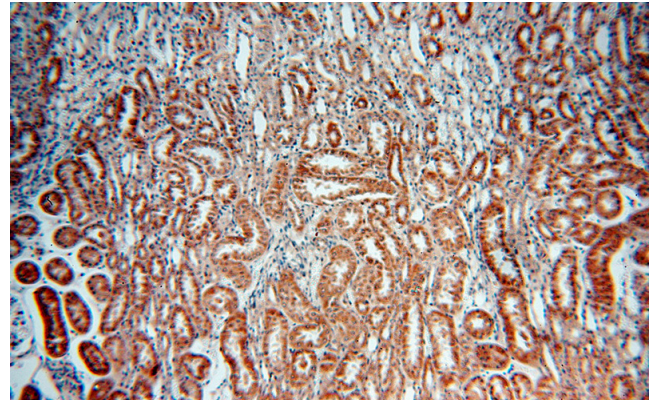
Dilutions

Recommended Dilution:

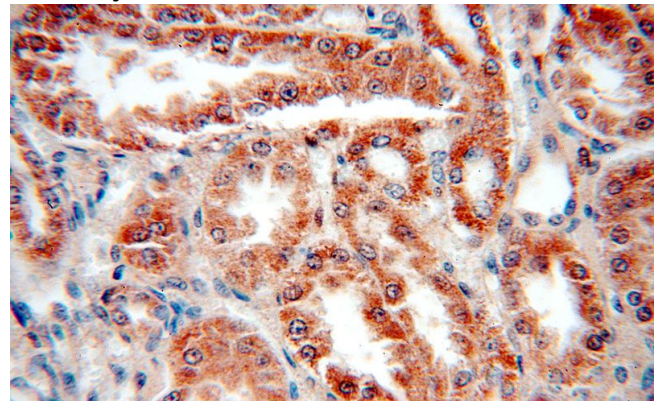
Validations



mouse heart tissue were subjected to SDS PAGE followed by western blot with Catalog No:113627(PDK4 antibody) at dilution of 1:1000



Immunohistochemical of paraffin-embedded human kidney using Catalog No:113627(PDK4 antibody) at dilution of 1:50 (under 10x lens)



Immunohistochemical of paraffin-embedded human kidney using Catalog No:113627(PDK4

PDK4 antibody



Catalog Number: 113627

antibody) at dilution of 1:50 (under 40x lens)