

PDK2 antibody



Catalog Number: 113625

Product name

PDK2 antibody

Recommended Dilution:

WB: 1:500-1:5000

Specificity

Human, Mouse, Rat; other species not tested.


IP: 1:200-1:2000

IHC: 1:20-1:200

Antibody description

PDK2 Rabbit Polyclonal antibody. Positive WB detected in human heart tissue, HeLa cells, mouse skeletal muscle tissue, rat heart tissue. Positive IP detected in mouse skeletal muscle tissue. Positive IHC detected in human brain tissue, human heart tissue, human kidney tissue, human liver tissue, human placenta tissue, human skin tissue, human testis tissue. Observed molecular weight by Western-blot: 46 kDa

Validations



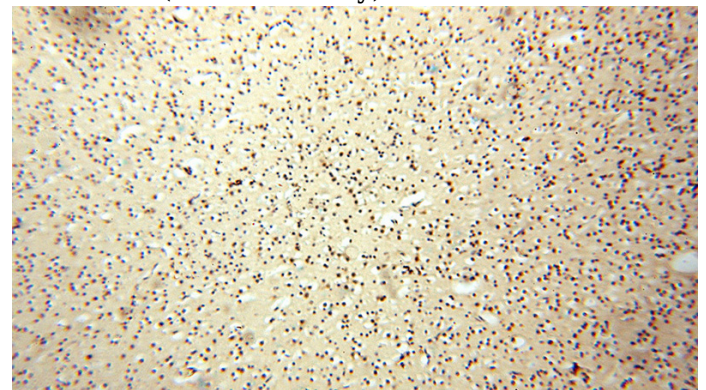
Preparation

This antibody was obtained by immunization of PDK2 recombinant protein (Accession Number: NM_002611). Purification method: Antigen affinity purified.

human heart tissue were subjected to SDS PAGE followed by western blot with Catalog No:113625(PDK2 antibody) at dilution of 1:500

Formulation

PBS with 0.02% sodium azide and 50% glycerol pH 7.3.



Storage

Store at -20°C. DO NOT ALIQUOT

Clonality

Polyclonal

Immunohistochemical of paraffin-embedded human brain using Catalog No:113625(PDK2 antibody) at dilution of 1:100 (under 10x lens)

Ig Type

Rabbit IgG

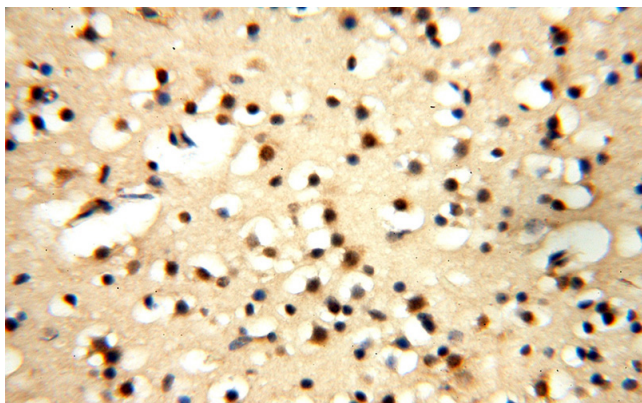
Applications

ELISA, WB, IHC, IP

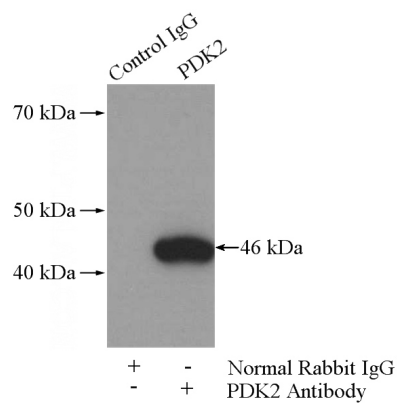
Dilutions

PDK2 antibody

Catalog Number: 113625



Immunohistochemical of paraffin-embedded human brain using Catalog No:113625(PDK2 antibody) at dilution of 1:100 (under 40x lens)



IP Result of anti-PDK2 (IP:Catalog No:113625, 4ug; Detection:Catalog No:113625 1:500) with mouse skeletal muscle tissue lysate 2000ug.