

PDK1 antibody



Catalog Number: 113623

Product name

PDK1 antibody

IP: 1:500-1:5000

IHC: 1:20-1:200

Specificity

Human, Mouse; other species not tested.

Antibody description

PDK1 Rabbit Polyclonal antibody. Positive IHC detected in human liver tissue. Positive IP detected in NIH/3T3 cells. Positive WB detected in mouse liver tissue, NIH/3T3 cells. Observed molecular weight by Western-blot: 50 kDa

Preparation

This antibody was obtained by immunization of PDK1 recombinant protein (Accession Number: NM_002610). Purification method: Antigen affinity purified.

Formulation

PBS with 0.1% sodium azide and 50% glycerol pH 7.3.

Storage

Store at -20°C. DO NOT ALIQUOT

Clonality

Polyclonal

Ig Type

Rabbit IgG

Applications

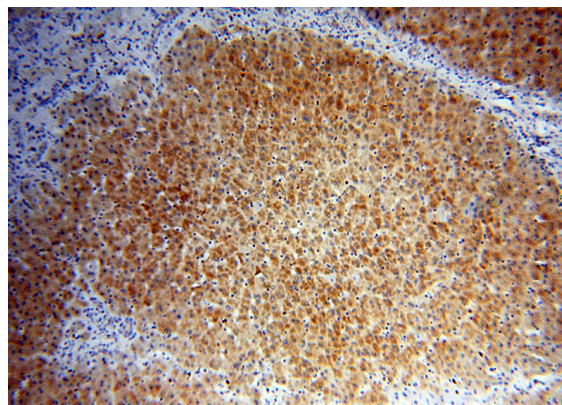
ELISA, IHC, WB, IP

Dilutions

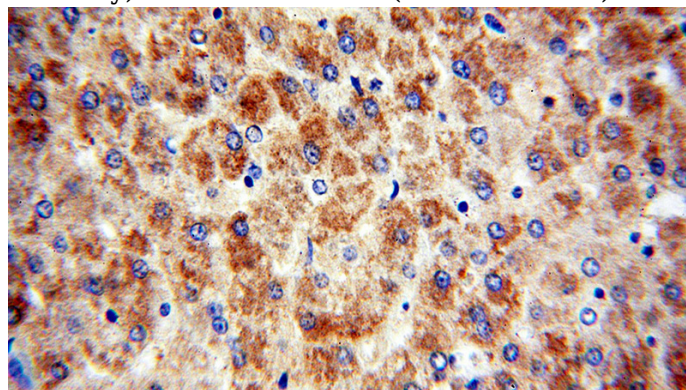
Recommended Dilution:

WB: 1:500-1:4000


Validations



Immunohistochemical of paraffin-embedded human liver using Catalog No:113623(PDK1 antibody) at dilution of 1:50 (under 10x lens)



Immunohistochemical of paraffin-embedded human liver using Catalog No:113623(PDK1 antibody) at dilution of 1:50 (under 40x lens)



mouse liver tissue were subjected to SDS PAGE followed by western blot with Catalog

PDK1 antibody

Catalog Number: 113623

No:113623(PDK1 Antibody) at dilution of 1:2000

IP Result of anti-PDK1 (IP:Catalog No:113623, 6ug; Detection:Catalog No:113623 1:1000) with NIH/3T3 cells lysate 1200ug.

