

PASK antibody

Catalog Number: 113601

Product name

PASK antibody

WB: 1:500-1:5000

IP: 1:200-1:2000

Specificity

Human, Mouse, Rat; other species not tested.


IHC: 1:20-1:200

IF: 1:10-1:100

Antibody description

PASK Rabbit Polyclonal antibody. Positive IF detected in HeLa cells. Positive IHC detected in human testis tissue, human prostate hyperplasia tissue. Positive IP detected in K-562 cells. Positive WB detected in K-562 cells, HeLa cells, human brain tissue. Observed molecular weight by Western-blot: 143-150 kDa

Validations



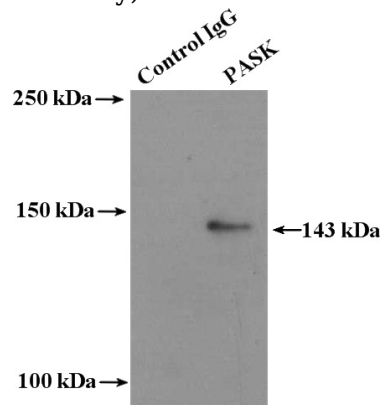
Preparation

This antibody was obtained by immunization of PASK recombinant protein (Accession Number: XM_017003636). Purification method: Antigen affinity purified.

K-562 cells were subjected to SDS PAGE followed by western blot with Catalog No:113601(PASK antibody) at dilution of 1:1000

Formulation

PBS with 0.1% sodium azide and 50% glycerol pH 7.3.



Storage

Store at -20°C. DO NOT ALIQUOT

Clonality

Polyclonal

Ig Type

Rabbit IgG

Applications

ELISA, WB, IHC, IF, IP

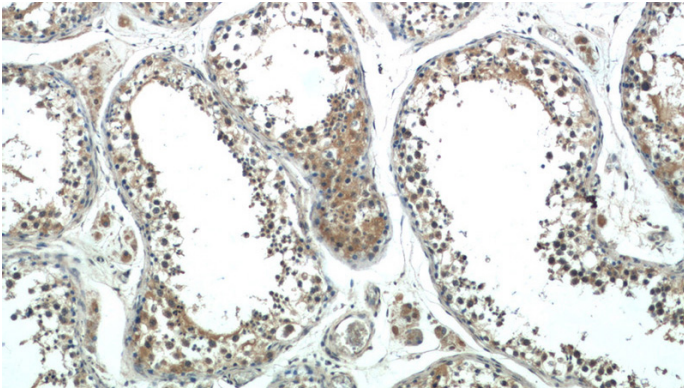
Dilutions

Recommended Dilution:

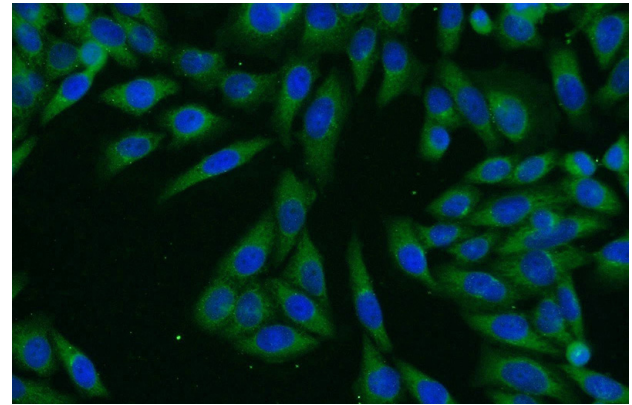
IP Result of anti-PASK (IP:Catalog No:113601, 4ug; Detection:Catalog No:113601 1:500) with K-562 cells lysate 3200ug.

PASK antibody

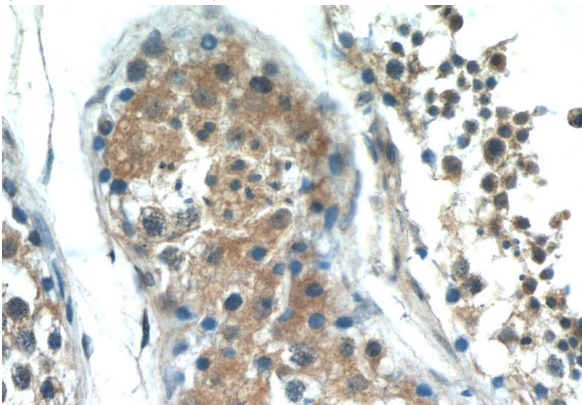
Catalog Number: 113601



Immunohistochemistry of paraffin-embedded human testis tissue slide using Catalog No:113601(PASK Antibody) at dilution of 1:50 (under 40x lens)



Immunofluorescent analysis of HeLa cells using Catalog No:113601(PASK Antibody) at dilution of 1:25 and Alexa Fluor 488-conjugated AffiniPure Goat Anti-Rabbit IgG(H+L)



Immunohistochemistry of paraffin-embedded human testis tissue slide using Catalog No:113601(PASK Antibody) at dilution of 1:50 (under 10x lens)