

P2RY1 antibody

Catalog Number: 113545

Product name

P2RY1 antibody

Specificity

human, mouse, rat; other species not tested.

Antibody description

P2RY1 Rabbit Polyclonal antibody. Positive IHC detected in human testis. Observed molecular weight by Western-blot: 42kd, 57kd-59kd, 66kd

Preparation

This antibody was obtained by immunization of P2RY1 recombinant protein (Accession Number: NM_002563). Purification method: Antigen affinity purified.

Formulation

PBS with 0.02% sodium azide and 50% glycerol pH 7.3.

Storage

Store at -20°C. DO NOT ALIQUOT

Clonality

Polyclonal

Ig Type

Rabbit IgG

Applications


ELISA, WB, IHC

Dilutions

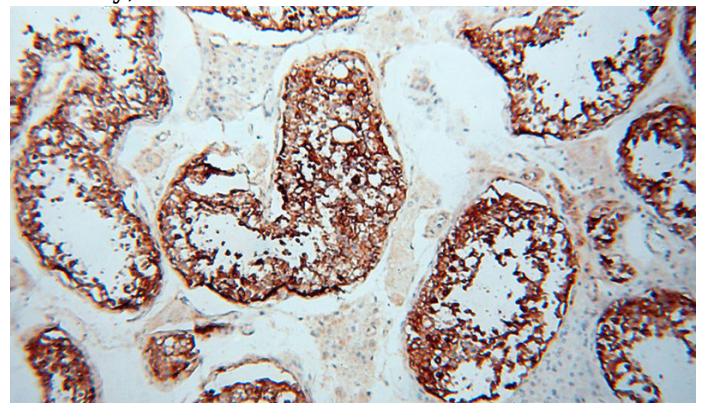
Recommended Dilution:

IHC: 1:20-1:200

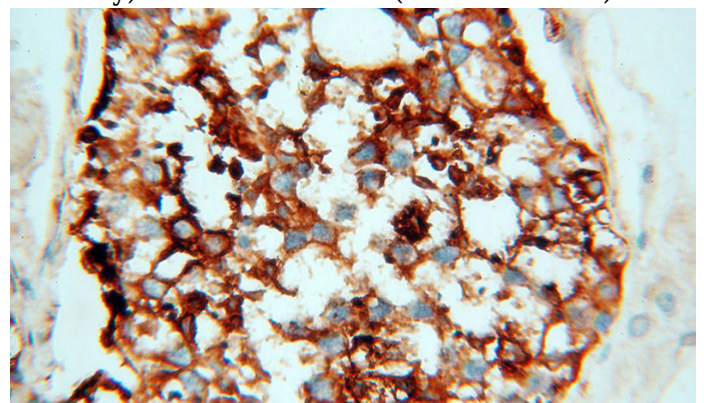
Validations



Jurkat cells were subjected to SDS PAGE followed by western blot with Catalog No:113545(P2RY1 antibody) at dilution of 1:500



Immunohistochemical of paraffin-embedded human testis using Catalog No:113545(P2RY1 antibody) at dilution of 1:50 (under 10x lens)



Immunohistochemical of paraffin-embedded human testis using Catalog No:113545(P2RY1 antibody) at dilution of 1:50 (under 40x lens)