

# OXCT2 antibody

Catalog Number: 113525

## Product name

OXCT2 antibody

## Specificity

Human, Mouse, Rat; other species not tested.

## Antibody description

OXCT2 Rabbit Polyclonal antibody. Positive IHC detected in human testis tissue, human kidney tissue, human lung tissue, human ovary tissue, human skin tissue. Positive WB detected in mouse testis tissue. Observed molecular weight by Western-blot: 55 kDa

## Preparation

This antibody was obtained by immunization of OXCT2 recombinant protein (Accession Number: BC030015). Purification method: Antigen affinity purified.

## Formulation

PBS with 0.02% sodium azide and 50% glycerol pH 7.3.

## Storage

Store at -20°C. DO NOT ALIQUOT

## Clonality

Polyclonal

## Ig Type

Rabbit IgG

## Applications

ELISA, WB, IHC


## Dilutions

Recommended Dilution:

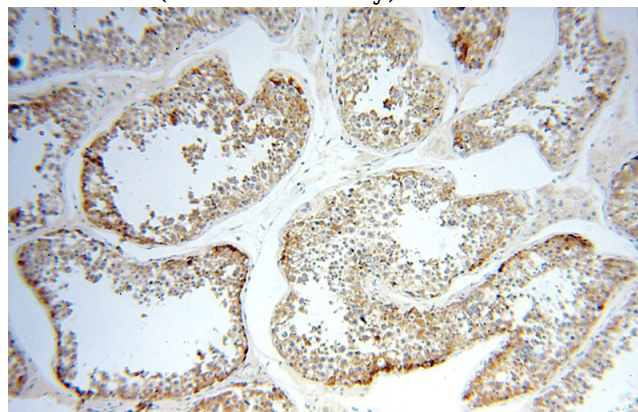
WB: 1:1000-1:10000

IHC: 1:20-1:200

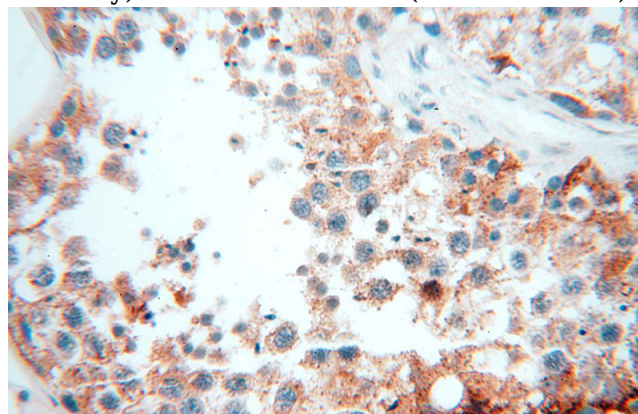
## Validations



mouse testis tissue were subjected to SDS PAGE followed by western blot with Catalog No:113525(OXCT2 antibody) at dilution of 1:2000



Immunohistochemical of paraffin-embedded human testis using Catalog No:113525(OXCT2 antibody) at dilution of 1:100 (under 10x lens)



Immunohistochemical of paraffin-embedded human testis using Catalog No:113525(OXCT2 antibody) at dilution of 1:100 (under 40x lens)