

OVCA2 antibody



Catalog Number: 113521

Product name

OVCA2 antibody

Immunogen

[Human OVCA2 Recombinant protein \(GST tag\)](#)

Specificity

human, mouse, rat; other species not tested.

Antibody description

OVCA2 Rabbit Polyclonal antibody. Positive IHC detected in human kidney. Positive WB detected in human kidney tissue, human brain tissue, mouse pancreas tissue, mouse thymus tissue. Observed molecular weight by Western-blot: 28kd

Preparation

This antibody was obtained by immunization of OVCA2 recombinant protein (Accession Number: NM_080822). Purification method: Antigen affinity purified.

Formulation

PBS with 0.02% sodium azide and 50% glycerol pH 7.3.

Storage

Store at -20°C. DO NOT ALIQUOT

Clonality

Polyclonal

Ig Type

Rabbit IgG

Applications

ELISA, WB, IHC


Dilutions

Recommended Dilution:

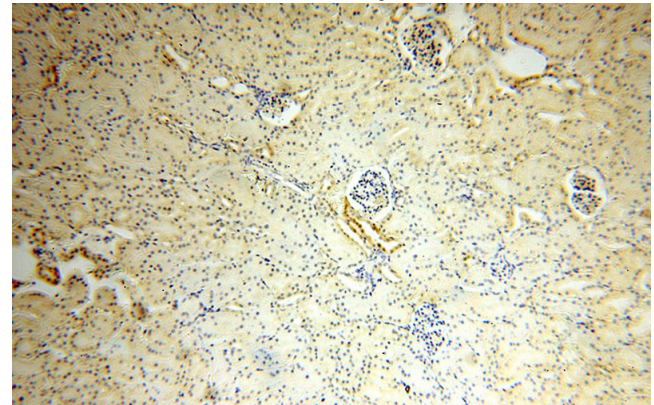
WB: 1:200-1:2000

IHC: 1:20-1:200

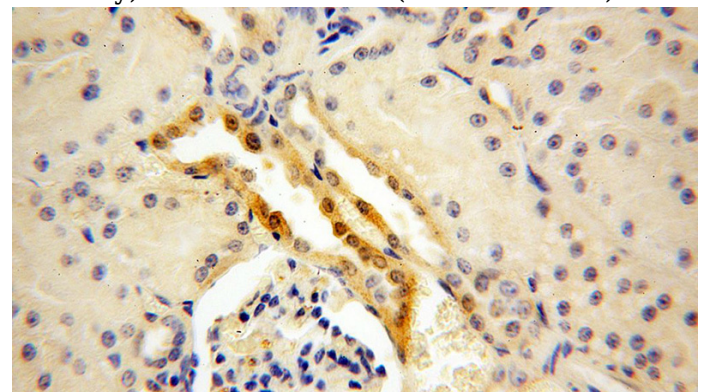
Validations



human kidney tissue were subjected to SDS PAGE followed by western blot with Catalog No:113521(OVCA2 antibody) at dilution of 1:200



Immunohistochemical of paraffin-embedded human kidney using Catalog No:113521(OVCA2 antibody) at dilution of 1:50 (under 10x lens)



OVCA2 antibody



Catalog Number: 113521

Immunohistochemical of paraffin-embedded

human kidney using Catalog No:113521(OVCA2 antibody) at dilution of 1:50 (under 40x lens)