

PAIP2 antibody

Catalog Number: 113495

Product name

PAIP2 antibody

IP: 1:200-1:2000

IF: 1:10-1:100

Specificity

Human, Mouse, Rat; other species not tested.

Antibody description

PAIP2 Rabbit Polyclonal antibody. Positive WB detected in A431 cells, HeLa cells, Jurkat cells, mouse lung tissue. Positive IP detected in A431 cells. Positive IF detected in HeLa cells. Observed molecular weight by Western-blot: 26 kDa

Preparation

This antibody was obtained by immunization of PAIP2 recombinant protein (Accession Number: XM_017009522). Purification method: Antigen affinity purified.

Formulation

PBS with 0.1% sodium azide and 50% glycerol pH 7.3.

Storage

Store at -20°C. DO NOT ALIQUOT

Clonality

Polyclonal

Ig Type

Rabbit IgG

Applications

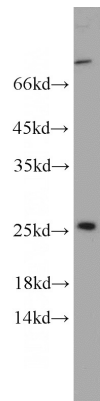
ELISA, WB, IF, IP

Dilutions

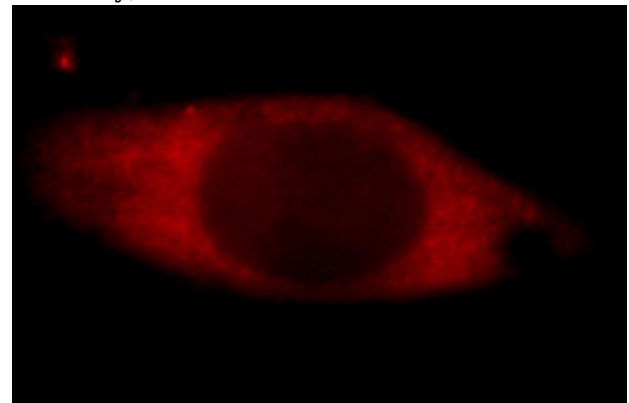
Recommended Dilution:

WB: 1:200-1:2000

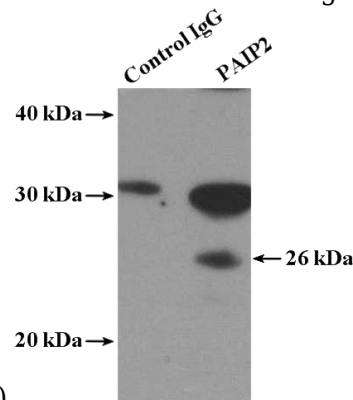
Validations



A431 cells were subjected to SDS PAGE followed by western blot with Catalog No:113495(PAIP2 antibody) at dilution of 1:500



Immunofluorescent analysis of HeLa cells, using PAIP2 antibody Catalog No:113495 at 1:25 dilution and Rhodamine-labeled goat anti-rabbit



IgG (red).

IP Result of anti-PAIP2 (IP:Catalog No:113495,

PAIP2 antibody



Catalog Number: 113495

4ug; Detection:Catalog No:113495 1:500) with A431 cells lysate 1200ug.