

# NUP205 antibody

Catalog Number: 113377

## Product name

NUP205 antibody

IP: 1:500-1:5000

IHC: 1:20-1:200

## Specificity

Human; other species not tested.

## Antibody description

NUP205 Rabbit Polyclonal antibody. Positive WB detected in HeLa cells, Jurkat cells. Positive IP detected in HeLa cells. Positive IHC detected in human stomach tissue. Observed molecular weight by Western-blot: 205 kDa

## Preparation

This antibody was obtained by immunization of NUP205 recombinant protein (Accession Number: NM\_015135). Purification method: Antigen affinity purified.

## Formulation

PBS with 0.1% sodium azide and 50% glycerol pH 7.3.

## Storage

Store at -20°C. DO NOT ALIQUOT

## Clonality

Polyclonal

## Ig Type

Rabbit IgG

## Applications


ELISA, WB, IHC, IP

## Dilutions

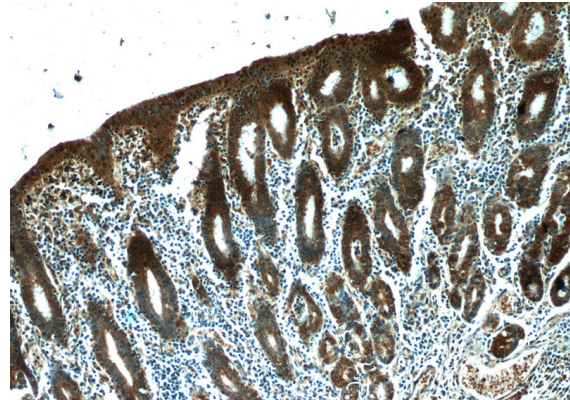
Recommended Dilution:

WB: 1:1000-1:10000

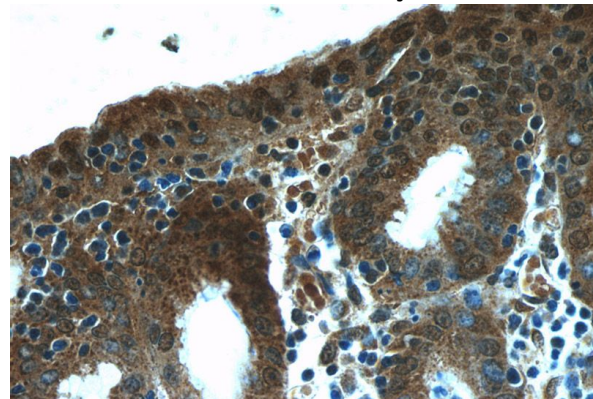
## Validations



HeLa cells were subjected to SDS PAGE followed by western blot with Catalog No:113377(NUP205 Antibody) at dilution of 1:2000



Immunohistochemistry of paraffin-embedded human stomach slide using Catalog No:113377(NUP205 Antibody) at dilution of 1:50



Immunohistochemistry of paraffin-embedded human stomach slide using Catalog

# NUP205 antibody

Catalog Number: 113377

---

No:113377(NUP205 Antibody) at dilution of 1:50

IP Result of anti-NUP205 (IP:Catalog No:113377, 4ug; Detection:Catalog No:113377 1:1500) with HeLa cells lysate 4000ug.

