

NUDT8 antibody

Catalog Number: 113363

Product name

NUDT8 antibody

Specificity

human, mouse, rat; other species not tested.

Antibody description

NUDT8 Rabbit Polyclonal antibody. Positive WB detected in Jurkat cells. Positive IHC detected in human heart. Observed molecular weight by Western-blot: 25kd

Preparation

This antibody was obtained by immunization of NUDT8 recombinant protein (Accession Number: NM_181843). Purification method: Antigen affinity purified.

Formulation

PBS with 0.02% sodium azide and 50% glycerol pH 7.3.

Storage

Store at -20°C. DO NOT ALIQUOT

Clonality

Polyclonal

Ig Type

Rabbit IgG

Applications

ELISA, WB, IHC

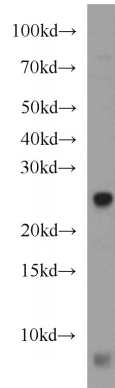
Dilutions

Recommended Dilution:

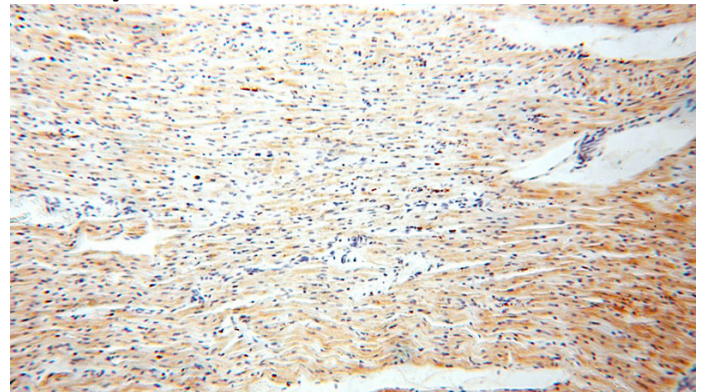
WB: 1:500-1:5000

IHC: 1:20-1:200

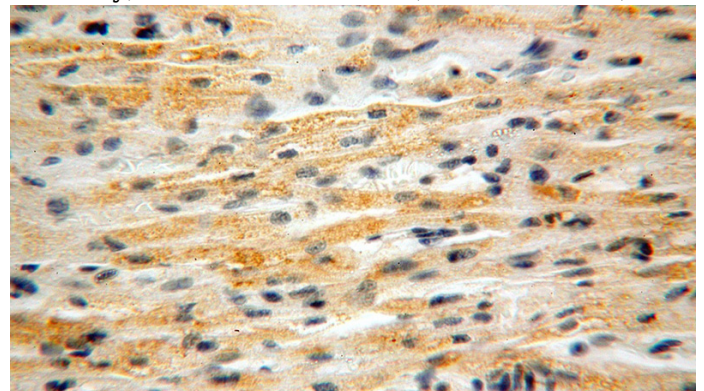
Validations



Jurkat cells were subjected to SDS PAGE followed by western blot with Catalog No:113363(NUDT8 antibody) at dilution of 1:1500



Immunohistochemical of paraffin-embedded human heart using Catalog No:113363(NUDT8 antibody) at dilution of 1:100 (under 10x lens)



Immunohistochemical of paraffin-embedded human heart using Catalog No:113363(NUDT8 antibody) at dilution of 1:100 (under 40x lens)