

NUDT19 antibody



Catalog Number: 113358

Product name

NUDT19 antibody

Specificity

Human; other species not tested.

Antibody description

NUDT19 Rabbit Polyclonal antibody. Positive IHC detected in human kidney tissue, human liver tissue. Positive WB detected in HEK-293 cells. Observed molecular weight by Western-blot: 42-45 kDa

Preparation

This antibody was obtained by immunization of Peptide (Accession Number: NM_001105570). Purification method: Antigen affinity purified.

Formulation

PBS with 0.02% sodium azide and 50% glycerol pH 7.3.

Storage

Store at -20°C. DO NOT ALIQUOT

Clonality

Polyclonal

Ig Type

Rabbit IgG

Applications

ELISA, WB, IHC

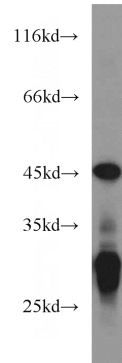
Dilutions

Recommended Dilution:

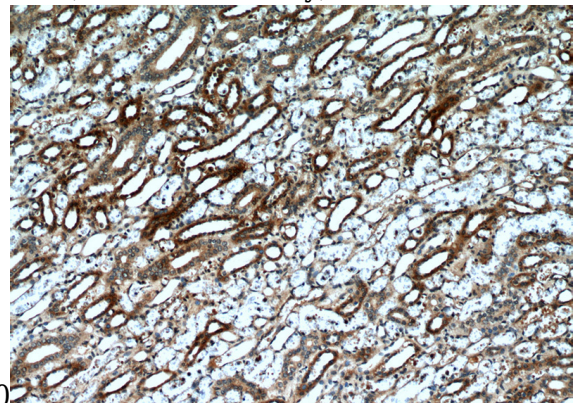
WB: 1:1000-1:10000

IHC: 1:20-1:200

Validations

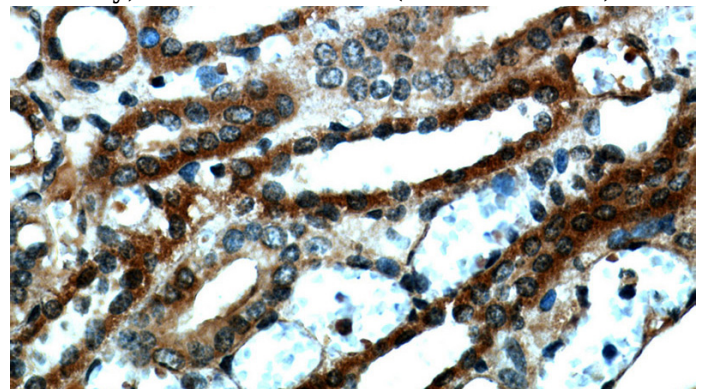


HEK-293 cells were subjected to SDS PAGE followed by western blot with Catalog No:113358(NUDT19 antibody) at dilution of



1:1500

Immunohistochemical of paraffin-embedded human kidney using Catalog No:113358(NUDT19 antibody) at dilution of 1:50 (under 10x lens)



Immunohistochemical of paraffin-embedded human kidney using Catalog No:113358(NUDT19 antibody) at dilution of 1:50 (under 40x lens)