

# OGFOD2 antibody



Catalog Number: 113333

## Product name

OGFOD2 antibody

WB: 1:500-1:5000

IHC: 1:20-1:200

## Specificity

Human, Mouse, Rat; other species not tested.

## Antibody description

OGFOD2 Rabbit Polyclonal antibody. Positive WB detected in human skeletal muscle tissue, human testis tissue, mouse liver tissue. Positive IHC detected in human brain tissue, human placenta tissue. Observed molecular weight by Western-blot: 32 kDa

## Preparation

This antibody was obtained by immunization of OGFOD2 recombinant protein (Accession Number: NM\_001304837). Purification method: Antigen affinity purified.

## Formulation

PBS with 0.02% sodium azide and 50% glycerol pH 7.3.

## Storage

Store at -20°C. DO NOT ALIQUOT

## Clonality

Polyclonal

## Ig Type

Rabbit IgG


## Applications

ELISA, WB, IHC

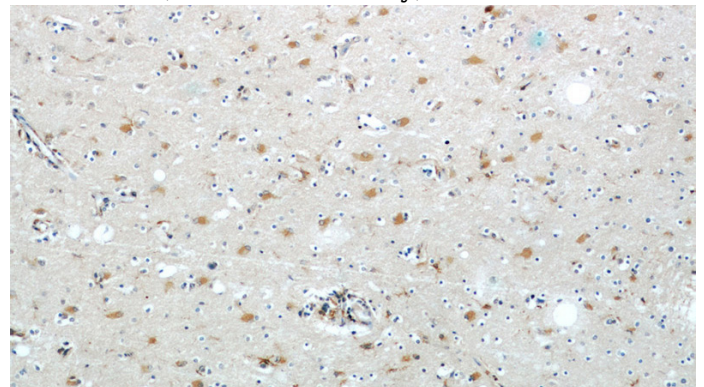
## Dilutions

Recommended Dilution:

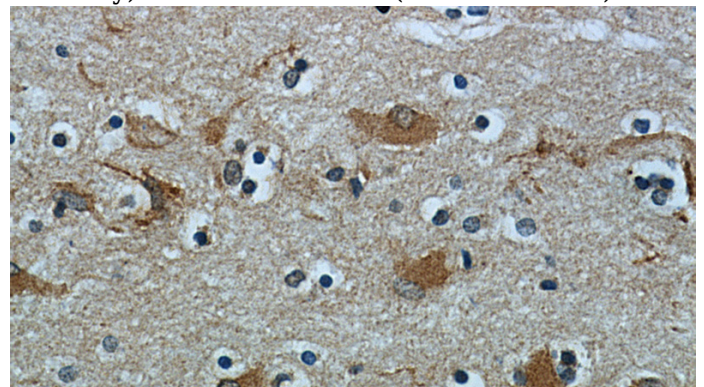
## Validations



human skeletal muscle tissue were subjected to SDS PAGE followed by western blot with Catalog No:113333(OGFOD2 antibody) at dilution of 1:500



Immunohistochemical of paraffin-embedded human brain using Catalog No:113333(OGFOD2 antibody) at dilution of 1:50 (under 10x lens)



Immunohistochemical of paraffin-embedded human brain using Catalog No:113333(OGFOD2 antibody) at dilution of 1:50 (under 40x lens)