

NOSTRIN antibody



Catalog Number: 113306

Product name

NOSTRIN antibody

Specificity

Human, Mouse, Rat; other species not tested.

Antibody description

NOSTRIN Rabbit Polyclonal antibody. Positive IHC detected in human heart tissue. Positive IF detected in HepG2 cells. Positive WB detected in mouse heart tissue, human heart tissue, human placenta tissue, K-562 cells, mouse lung tissue. Positive IP detected in human placenta tissue. Observed molecular weight by Western-blot: 58 kDa

Preparation

This antibody was obtained by immunization of NOSTRIN recombinant protein (Accession Number: NM_052946). Purification method: Antigen affinity purified.

Formulation

PBS with 0.02% sodium azide and 50% glycerol pH 7.3.

Storage

Store at -20°C. DO NOT ALIQUOT

Clonality

Polyclonal

Ig Type

Rabbit IgG

Applications

ELISA, IP, IF, WB, IHC

Dilutions

Recommended Dilution:

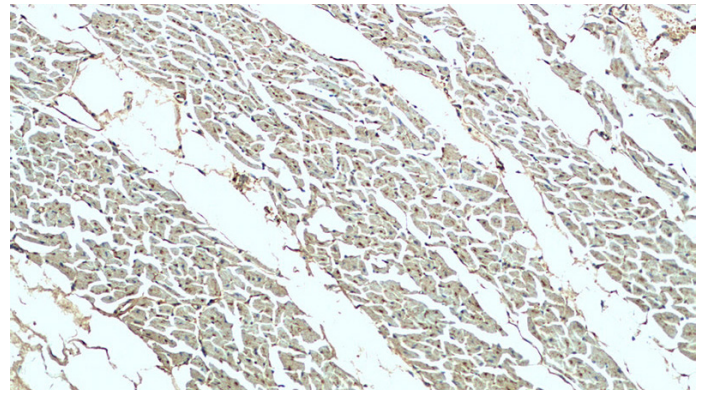
WB: 1:200-1:2000

IP: 1:200-1:2000

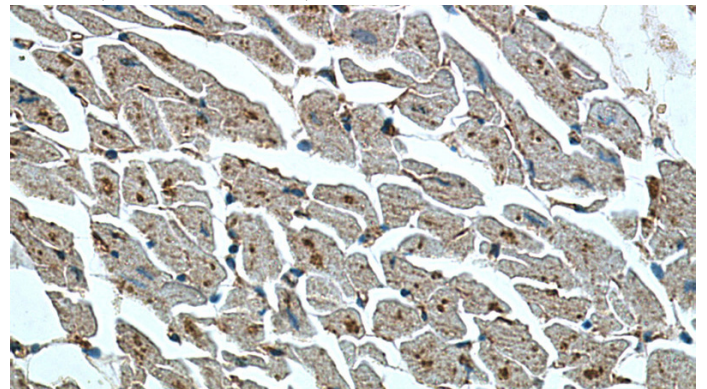
IHC: 1:50-1:500

IF: 1:20-1:200

Validations




Immunohistochemistry of paraffin-embedded human heart tissue slide using Catalog No:113306(NOSTRIN Antibody) at dilution of 1:200 (under 10x lens).



Immunohistochemistry of paraffin-embedded human heart tissue slide using Catalog No:113306(NOSTRIN Antibody) at dilution of

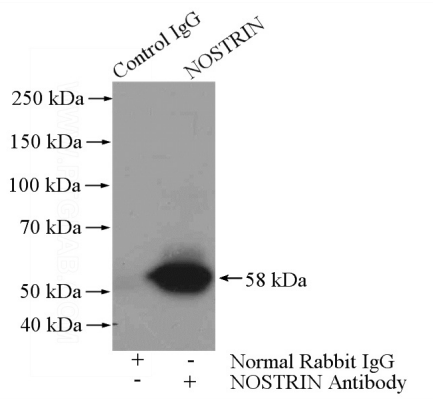
NOSTRIN antibody

Catalog Number: 113306



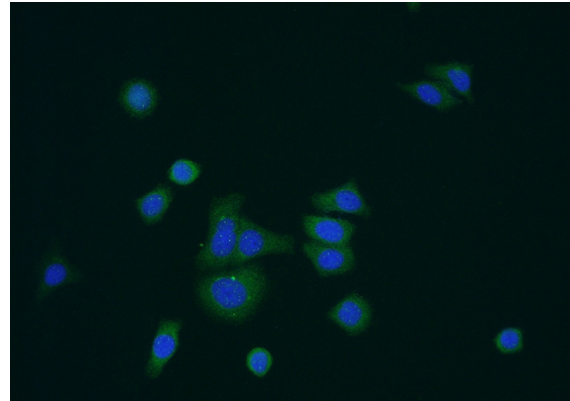
1:200 (under 40x lens).

mouse heart tissue were subjected to SDS PAGE followed by western blot with Catalog No:113306(NOSTRIN Antibody) at dilution of



1:600

IP Result of anti-NOSTRIN (IP:Catalog No:113306, 4ug; Detection:Catalog No:113306 1:500) with human placenta tissue lysate 1600ug.



Immunofluorescent analysis of HepG2 cells using Catalog No:113306(NOSTRIN Antibody) at dilution of 1:50 and Alexa Fluor 488-conjugated AffiniPure Goat Anti-Rabbit IgG(H+L)