

# NMUR1 antibody



Catalog Number: 113257

## Product name

NMUR1 antibody

IHC: 1:20-1:200


## Specificity

Human, Mouse; other species not tested.

## Validations

## Antibody description

NMUR1 Rabbit Polyclonal antibody. Positive IHC detected in mouse brain tissue, human colon tissue, human testis tissue. Positive WB detected in human colon tissue, human stomach tissue, mouse pancreas tissue. Observed molecular weight by Western-blot: 47kd



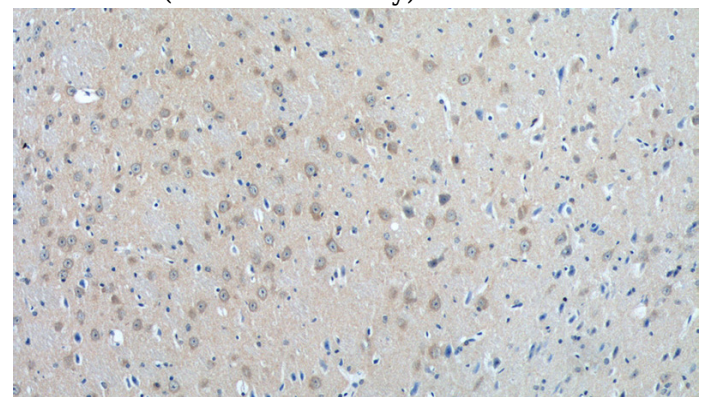
## Preparation

This antibody was obtained by immunization of NMUR1 recombinant protein (Accession Number: NM\_006056). Purification method: Antigen affinity purified.

human colon tissue were subjected to SDS PAGE followed by western blot with Catalog No:113257(NMUR1 antibody) at dilution of 1:300

## Formulation

PBS with 0.02% sodium azide and 50% glycerol pH 7.3.



## Storage

Store at -20°C. DO NOT ALIQUOT

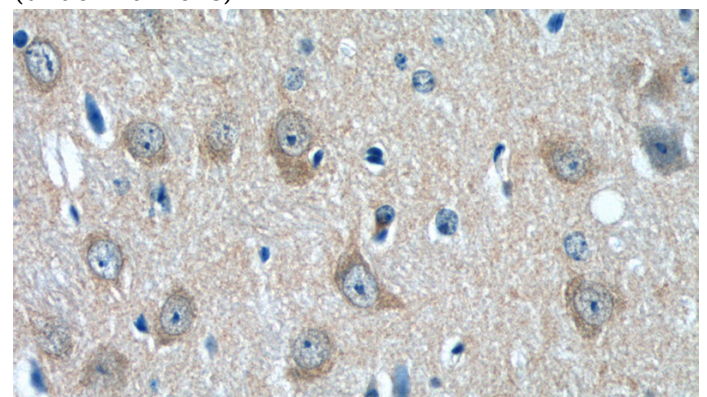
## Clonality

Polyclonal

Immunohistochemistry of paraffin-embedded mouse brain tissue slide using Catalog No:113257(NMUR1 Antibody) at dilution of 1:50 (under 10x lens)

## Ig Type

Rabbit IgG



## Applications

ELISA, WB, IHC

## Dilutions

Recommended Dilution:

WB: 1:500-1:5000

Immunohistochemistry of paraffin-embedded mouse brain tissue slide using Catalog No:113257(NMUR1 Antibody) at dilution of 1:50

# NMUR1 antibody



Catalog Number: 113257

---

(under 40x lens)