

NLN antibody

Catalog Number: 113240

Product name

NLN antibody

Specificity

Human, Mouse, Rat; other species not tested.

Antibody description

NLN Rabbit Polyclonal antibody. Positive WB detected in mouse ovary tissue, HepG2 cells. Positive IHC detected in human ovary tumor tissue. Observed molecular weight by Western-blot: 75 kDa

Preparation

This antibody was obtained by immunization of NLN recombinant protein (Accession Number: BC001644). Purification method: Antigen affinity purified.

Formulation

PBS with 0.02% sodium azide and 50% glycerol pH 7.3.

Storage

Store at -20°C. DO NOT ALIQUOT

Clonality

Polyclonal

Ig Type

Rabbit IgG

Applications

ELISA, WB, IHC


Dilutions

Recommended Dilution:

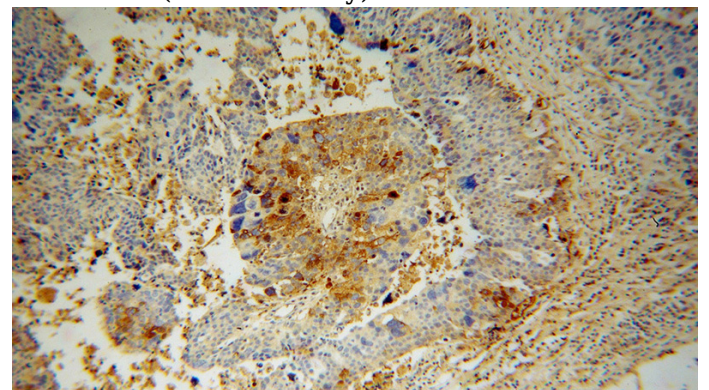
WB: 1:200-1:1000

IHC: 1:20-1:200

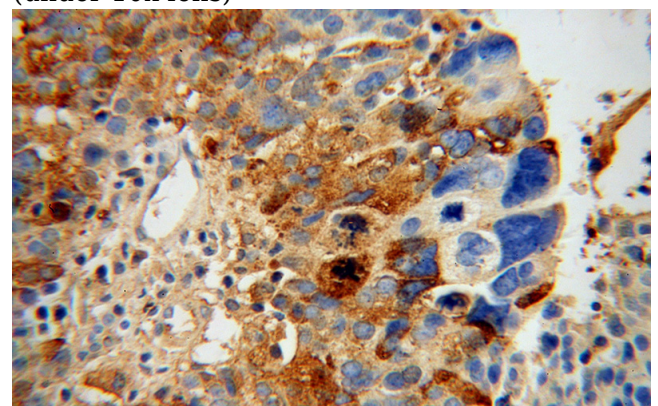
Validations



mouse ovary tissue were subjected to SDS PAGE followed by western blot with Catalog No:113240(NLN antibody) at dilution of 1:300



Immunohistochemical of paraffin-embedded human ovary tumor using Catalog No:113240(NLN antibody) at dilution of 1:50 (under 10x lens)



Immunohistochemical of paraffin-embedded human ovary tumor using Catalog No:113240(NLN antibody) at dilution of 1:50

NLN antibody



Catalog Number: 113240

(under 40x lens)