

NGB antibody



Catalog Number: 113170

Product name

NGB antibody

WB: 1:500-1:5000

IHC: 1:20-1:200


Immunogen

[Human NGB Recombinant protein \(GST tag\)](#)

Validations

Specificity

human, mouse, rat; other species not tested.



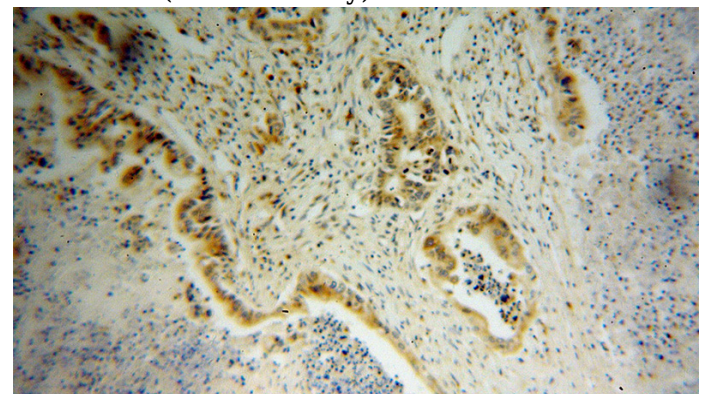
Antibody description

NGB Rabbit Polyclonal antibody. Positive WB detected in human brain tissue. Positive IHC detected in human pancreas cancer. Observed molecular weight by Western-blot: 16kd

human brain tissue were subjected to SDS PAGE followed by western blot with Catalog No:113170(NGB antibody) at dilution of 1:500

Preparation

This antibody was obtained by immunization of NGB recombinant protein (Accession Number: NM_021257). Purification method: Antigen affinity purified.



Formulation

PBS with 0.02% sodium azide and 50% glycerol pH 7.3.

Storage

Store at -20°C. DO NOT ALIQUOT

Immunohistochemical of paraffin-embedded human pancreas cancer using Catalog No:113170(NGB antibody) at dilution of 1:100 (under 10x lens)

Clonality

Polyclonal

Ig Type

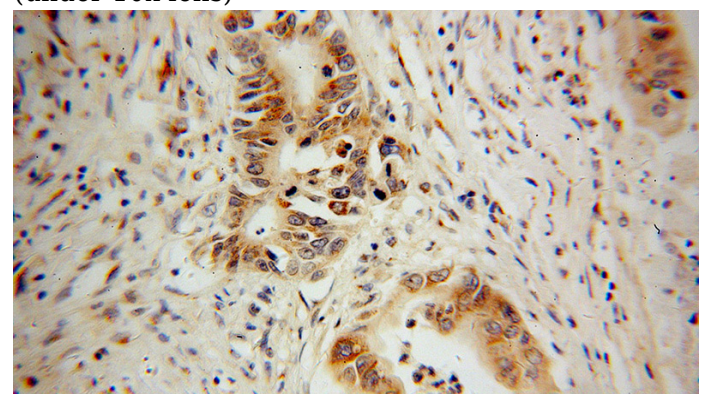
Rabbit IgG

Applications

ELISA, WB, IHC

Dilutions

Recommended Dilution:



Immunohistochemical of paraffin-embedded

NGB antibody



Catalog Number: 113170

human pancreas cancer using Catalog

No:113170(NGB antibody) at dilution of 1:100
(under 40x lens)