

NEU4 antibody

Catalog Number: 113119

Product name

NEU4 antibody

Immunogen

[Human NEU4 Recombinant protein \(GST tag\)](#)

Specificity

Human; other species not tested.

Antibody description

NEU4 Rabbit Polyclonal antibody. Positive WB detected in L02 cells. Positive IP detected in L02 cells. Positive IHC detected in human liver tissue. Observed molecular weight by Western-blot: 52-55 kDa

Preparation

This antibody was obtained by immunization of NEU4 recombinant protein (Accession Number: NM_080741). Purification method: Antigen affinity purified.

Formulation

PBS with 0.1% sodium azide and 50% glycerol pH 7.3.

Storage

Store at -20°C. DO NOT ALIQUOT

Clonality

Polyclonal

Ig Type

Rabbit IgG

Applications

ELISA, IHC, WB, IP

Dilutions

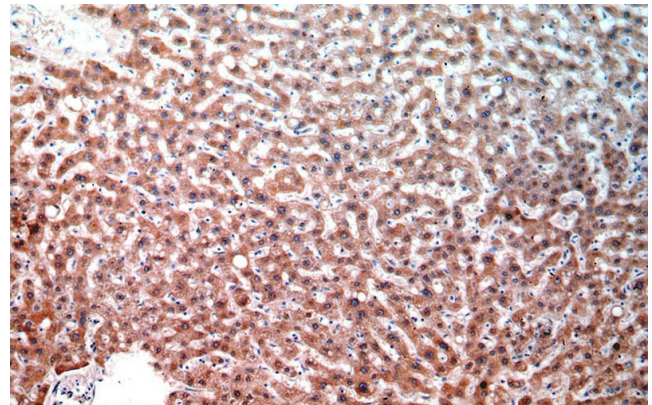
Recommended Dilution:

WB: 1:500-1:5000

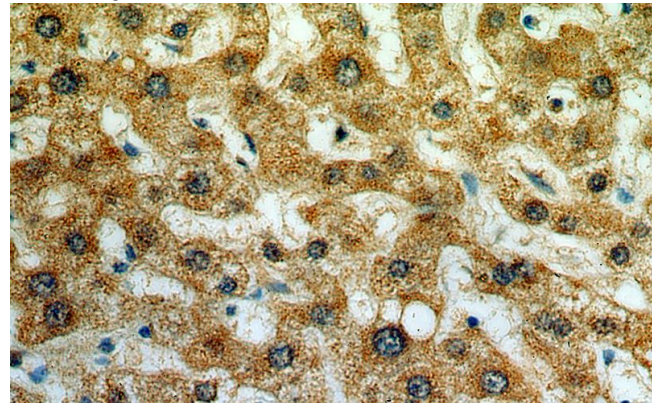
IP: 1:200-1:2000

IHC: 1:20-1:200

Validations



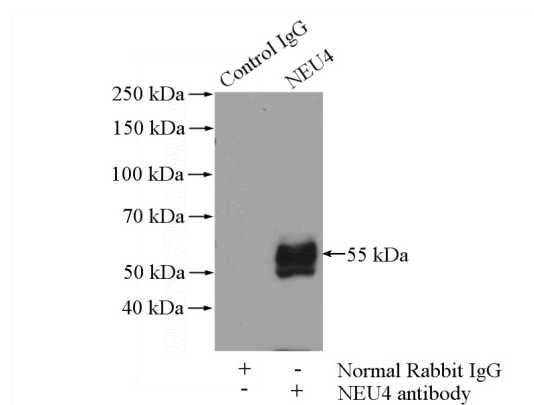
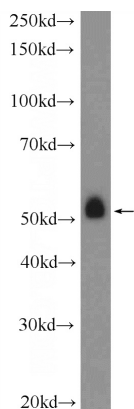
Immunohistochemical of paraffin-embedded human liver using Catalog No:113119(NEU4 antibody) at dilution of 1:50 (under 10x lens)



Immunohistochemical of paraffin-embedded human liver using Catalog No:113119(NEU4 antibody) at dilution of 1:50 (under 40x lens)

NEU4 antibody

Catalog Number: 113119



L02 cells were subjected to SDS PAGE followed by western blot with Catalog No:113119(NEU4 Antibody) at dilution of 1:1000

IP Result of anti-NEU4 (IP:Catalog No:113119, 4ug; Detection:Catalog No:113119 1:500) with L02 cells lysate 1400ug.