

# NECAB3 antibody



Catalog Number: 113091

## Product name

NECAB3 antibody

## Specificity

Human, Mouse, Rat; other species not tested.

## Antibody description

NECAB3 Rabbit Polyclonal antibody. Positive WB detected in human brain tissue, rat brain tissue. Positive IHC detected in human pancreas tissue. Observed molecular weight by Western-blot: 40-44 kDa

## Preparation

This antibody was obtained by immunization of NECAB3 recombinant protein (Accession Number: NM\_031231). Purification method: Antigen affinity purified.

## Formulation

PBS with 0.02% sodium azide and 50% glycerol pH 7.3.

## Storage

Store at -20°C. DO NOT ALIQUOT

## Clonality

Polyclonal

## Ig Type

Rabbit IgG

## Applications

ELISA, WB, IHC


## Dilutions

Recommended Dilution:

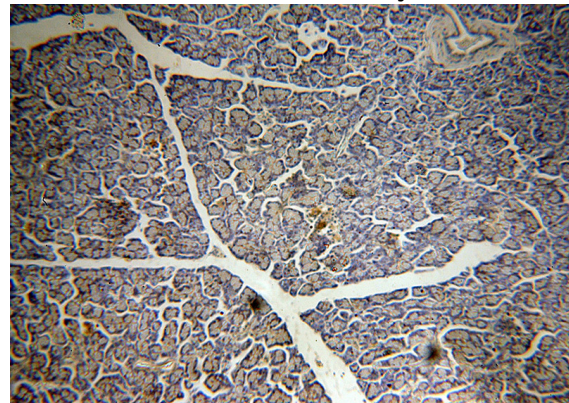
WB: 1:200-1:2000

IHC: 1:20-1:200

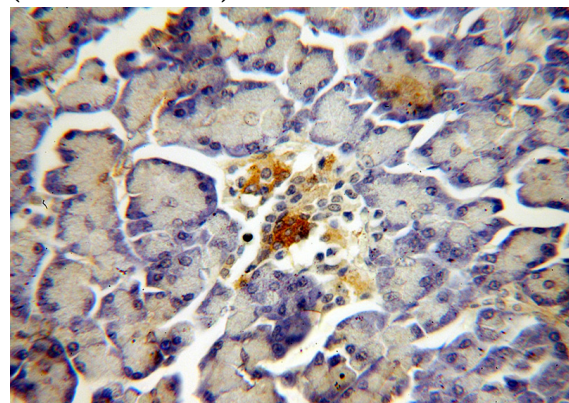
## Validations



human brain tissue were subjected to SDS PAGE followed by western blot with Catalog No:113091(NECAB3 antibody) at dilution of 1:500



Immunohistochemical of paraffin-embedded human pancreas using Catalog No:113091(NECAB3 antibody) at dilution of 1:100 (under 10x lens)



Immunohistochemical of paraffin-embedded human pancreas using Catalog

# NECAB3 antibody



Catalog Number: 113091

---

No:113091(NECAB3 antibody) at dilution of 1:100 (under 40x lens)