

# NDUFB11 antibody



Catalog Number: 113071

## Product name

NDUFB11 antibody

## Specificity

Human, Mouse, Rat; other species not tested.

## Antibody description

NDUFB11 Rabbit Polyclonal antibody. Positive IHC detected in human kidney tissue, human heart tissue, human liver tissue, human ovary tissue, human skin tissue, human spleen tissue, human testis tissue. Positive IF detected in HepG2 cells. Positive WB detected in HepG2 cells, mouse pancreas tissue, mouse skeletal muscle tissue, PC-3 cells, rat skeletal muscle tissue. Observed molecular weight by Western-blot: 18-20 kDa

## Preparation

This antibody was obtained by immunization of NDUFB11 recombinant protein (Accession Number: NM\_019056). Purification method: Antigen affinity purified.

## Formulation

PBS with 0.02% sodium azide and 50% glycerol pH 7.3.

## Storage

Store at -20°C. DO NOT ALIQUOT

## Clonality

Polyclonal

## Ig Type

Rabbit IgG

## Applications

ELISA, WB, IHC, IF

## Dilutions


Recommended Dilution:

WB: 1:200-1:2000

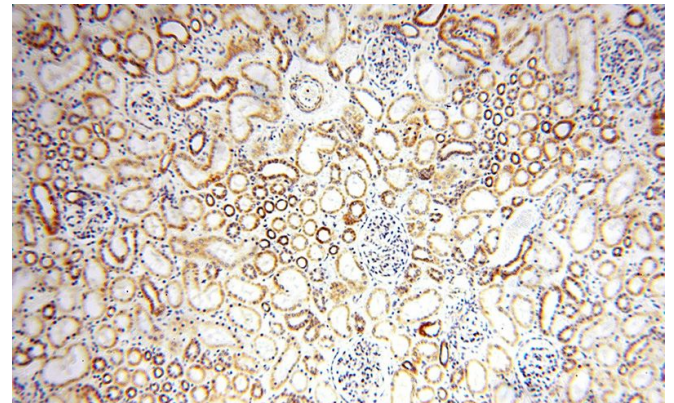
IHC: 1:20-1:200

IF: 1:20-1:200

## Validations



HepG2 cells were subjected to SDS PAGE followed by western blot with Catalog No:113071(NDUFB11 antibody) at dilution of 1:800

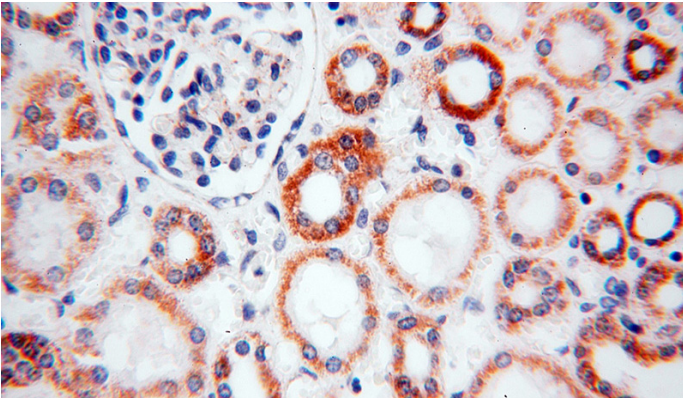


Immunohistochemical of paraffin-embedded human kidney using Catalog No:113071(NDUFB11 antibody) at dilution of 1:100 (under 10x lens)

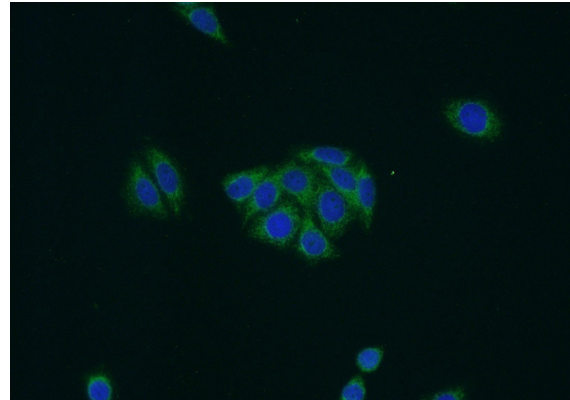
# NDUFB11 antibody

Catalog Number: 113071

---



Immunohistochemical of paraffin-embedded human kidney using Catalog No:113071(NDUFB11 antibody) at dilution of 1:100 (under 40x lens)



Immunofluorescent analysis of HepG2 cells using Catalog No:113071(NDUFB11 Antibody) at dilution of 1:50 and Alexa Fluor 488-conjugated AffiniPure Goat Anti-Rabbit IgG(H+L)