

NDUFA6 antibody

Catalog Number: 113062

Product name

NDUFA6 antibody

Specificity

human; other species not tested.

Antibody description

NDUFA6 Rabbit Polyclonal antibody. Positive IHC detected in human lung cancer. Positive WB detected in human heart tissue. Observed molecular weight by Western-blot: 15kd

Preparation

This antibody was obtained by immunization of NDUFA6 recombinant protein (Accession Number: NM_002490). Purification method: Antigen affinity purified.

Formulation

PBS with 0.02% sodium azide and 50% glycerol pH 7.3.

Storage

Store at -20°C. DO NOT ALIQUOT

Clonality

Polyclonal

Ig Type

Rabbit IgG

Applications

ELISA, WB, IHC


Dilutions

Recommended Dilution:

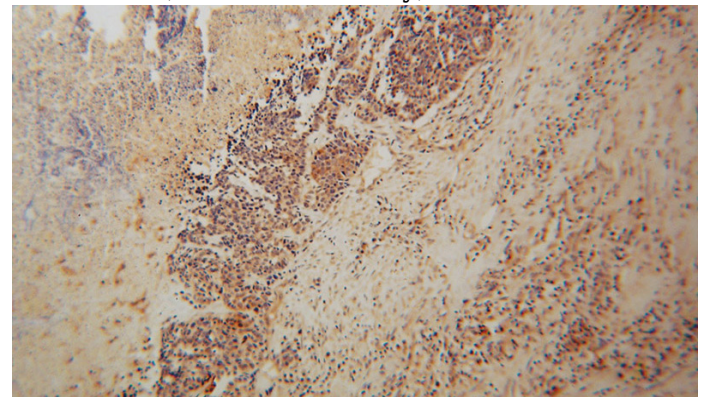
WB: 1:500-1:5000

IHC: 1:20-1:200

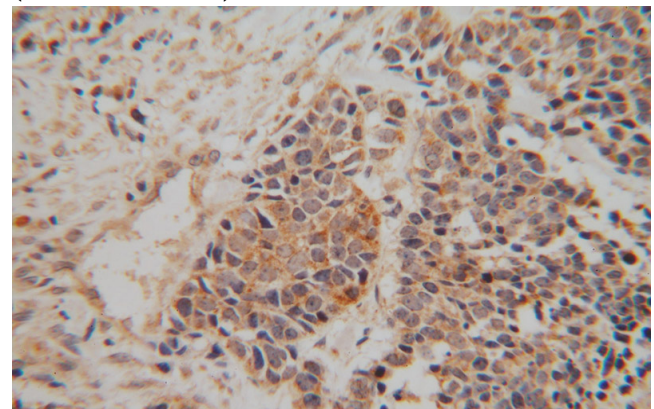
Validations



human heart tissue were subjected to SDS PAGE followed by western blot with Catalog No:113062(NDUFA6 antibody) at dilution of 1:800



Immunohistochemical of paraffin-embedded human lung cancer using Catalog No:113062(NDUFA6 antibody) at dilution of 1:100 (under 10x lens)



Immunohistochemical of paraffin-embedded human lung cancer using Catalog No:113062(NDUFA6 antibody) at dilution of 1:100 (under 40x lens)