

NDFIP1 antibody

Catalog Number: 113055

Product name

NDFIP1 antibody

IP: 1:200-1:1000

IF: 1:20-1:200

Specificity

Human, Mouse, Rat; other species not tested.

Antibody description

NDFIP1 Rabbit Polyclonal antibody. Positive WB detected in HEK-293 cells. Positive IP detected in HEK-293 cells. Positive IF detected in HEK-293 cells. Observed molecular weight by Western-blot: 30 kDa

Preparation

This antibody was obtained by immunization of NDFIP1 recombinant protein (Accession Number: NM_030571). Purification method: Antigen affinity purified.

Formulation

PBS with 0.1% sodium azide and 50% glycerol pH 7.3.

Storage

Store at -20°C. DO NOT ALIQUOT

Clonality

Polyclonal

Ig Type

Rabbit IgG

Applications


ELISA, IP, WB, IF

Dilutions

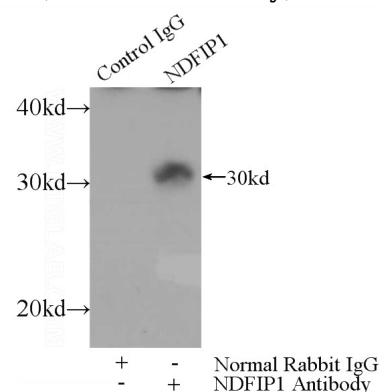
Recommended Dilution:

WB: 1:200-1:1000

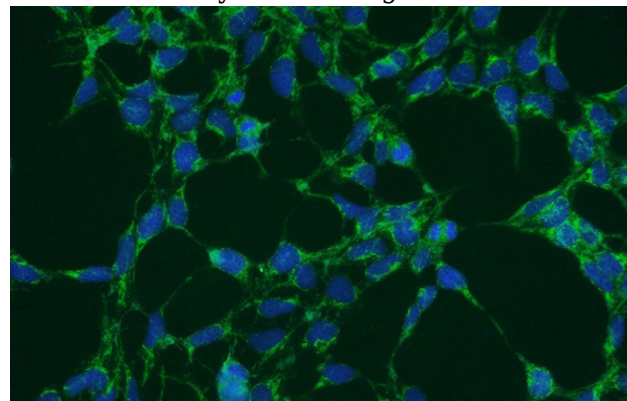
Validations



HEK-293 cells were subjected to SDS PAGE followed by western blot with Catalog No:113055(NDFIP1 Antibody) at dilution of 1:300



IP Result of anti-NDFIP1 (IP:Catalog No:113055, 3ug; Detection:Catalog No:113055 1:300) with HEK-293 cells lysate 3200ug.



Immunofluorescent analysis of HEK-293 cells using Catalog No:113055(NDFIP1 Antibody) at

NDFIP1 antibody



Catalog Number: 113055

dilution of 1:50 and Alexa Fluor 488-conjugated

AffiniPure Goat Anti-Rabbit IgG(H+L)