

# N4BP3 antibody

Catalog Number: 113007

## Product name

N4BP3 antibody

## Specificity

Human, Mouse, Rat; other species not tested.

## Antibody description

N4BP3 Rabbit Polyclonal antibody. Positive IHC detected in human kidney tissue, human cervical cancer tissue. Positive WB detected in mouse brain tissue. Observed molecular weight by Western-blot: 60 kDa

## Preparation

This antibody was obtained by immunization of N4BP3 recombinant protein (Accession Number: XM\_047416997). Purification method: Antigen affinity purified.

## Formulation

PBS with 0.1% sodium azide and 50% glycerol pH 7.3.

## Storage

Store at -20°C. DO NOT ALIQUOT

## Clonality

Polyclonal

## Ig Type

Rabbit IgG

## Applications

ELISA, WB, IHC


## Dilutions

Recommended Dilution:

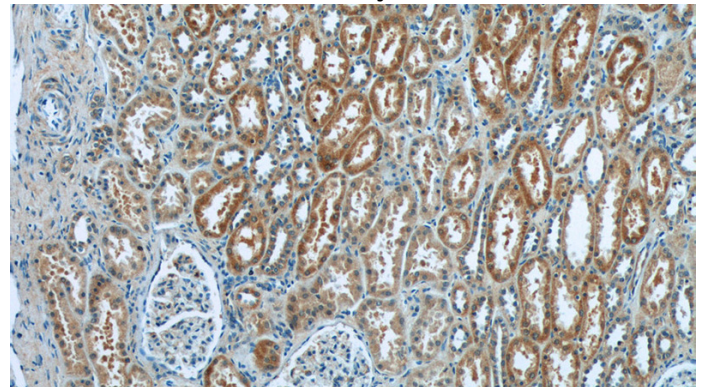
WB: 1:200-1:2000

IHC: 1:20-1:200

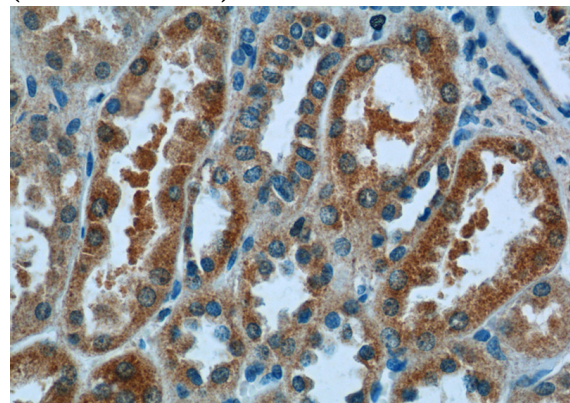
## Validations



mouse brain tissue were subjected to SDS PAGE followed by western blot with Catalog No:113007(N4BP3 Antibody) at dilution of 1:600



Immunohistochemistry of paraffin-embedded human kidney tissue slide using Catalog No:113007(N4BP3 Antibody) at dilution of 1:50 (under 10x lens)



Immunohistochemistry of paraffin-embedded human kidney tissue slide using Catalog No:113007(N4BP3 Antibody) at dilution of 1:50

# N4BP3 antibody



Catalog Number: 113007

---

(under 40x lens)