

# MYOD1 antibody



Catalog Number: 112990

## Product name

MYOD1 antibody

Recommended Dilution:

WB: 1:1000-1:10000

## Specificity


Human, Mouse, Rat; other species not tested.

IHC: 1:20-1:200

## Antibody description

MYOD1 Rabbit Polyclonal antibody. Positive IHC detected in human kidney tissue, human brain tissue, human ovary tissue, human skin tissue, human spleen tissue, human testis tissue. Positive WB detected in human heart tissue, C2C12 cells, mouse heart tissue, mouse skeletal muscle tissue, rat heart tissue. Observed molecular weight by Western-blot: 47 kDa

## Validations



## Preparation

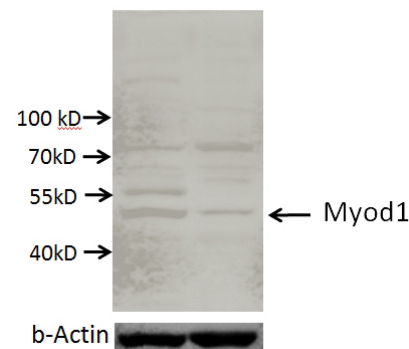
This antibody was obtained by immunization of MYOD1 recombinant protein (Accession Number: NM\_002478). Purification method: Antigen affinity purified.

human heart tissue were subjected to SDS PAGE followed by western blot with Catalog No:112990(MYOD1 antibody) at dilution of 1:2000

## Formulation

PBS with 0.02% sodium azide and 50% glycerol pH 7.3.

shcon shMyod1



## Storage

Store at -20°C. DO NOT ALIQUOT

## Clonality

Polyclonal

## Ig Type

Rabbit IgG

## Applications

ELISA, WB, IHC

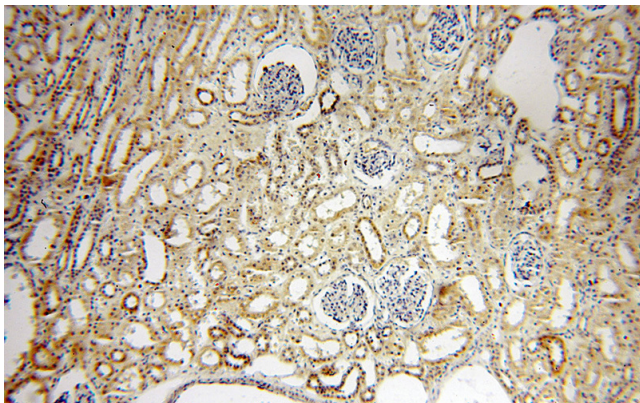
## Dilutions

C2C12 cells (shcontrol and shRNA of MYOD1) were subjected to SDS PAGE followed by western blot with Catalog No:112990(MYOD1 Antibody) at dilution of 1:2000. (Data provided by Angran Biotech ([www.miRNAlab.com](http://www.miRNAlab.com))).

# MYOD1 antibody

Catalog Number: 112990

---



Immunohistochemical of paraffin-embedded human kidney using Catalog No:112990(MYOD1 antibody) at dilution of 1:100 (under 10x lens)