

MYLK4 antibody

Catalog Number: 112975

Product name

MYLK4 antibody

IP: 1:200-1:2000

IHC: 1:20-1:200

Specificity

Human; other species not tested.

Antibody description

MYLK4 Rabbit Polyclonal antibody. Positive IHC detected in human tonsillitis tissue. Positive IP detected in HEK-293 cells. Positive WB detected in L02 cells, HEK-293 cells. Observed molecular weight by Western-blot: 45 kDa

Preparation

This antibody was obtained by immunization of MYLK4 recombinant protein (Accession Number: NM_001012418). Purification method: Antigen affinity purified.

Formulation

PBS with 0.1% sodium azide and 50% glycerol pH 7.3.

Storage

Store at -20°C. DO NOT ALIQUOT

Clonality

Polyclonal

Ig Type

Rabbit IgG

Applications


ELISA, WB, IHC, IP

Dilutions

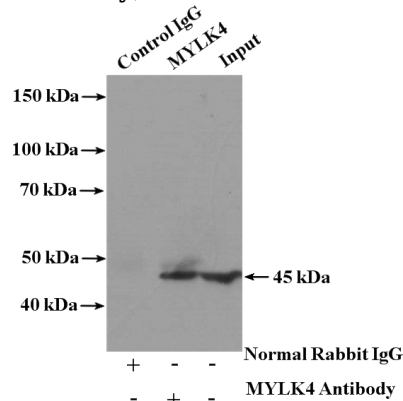
Recommended Dilution:

WB: 1:500-1:5000

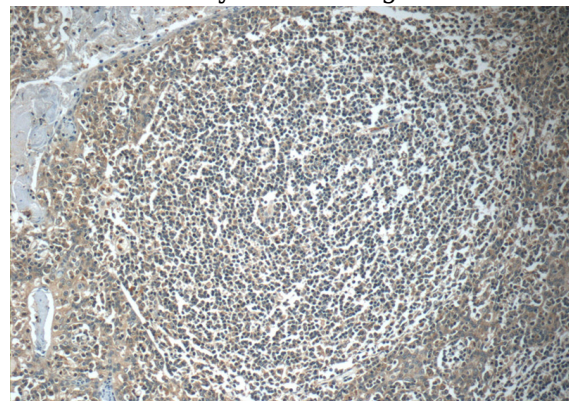
Validations



L02 cells were subjected to SDS PAGE followed by western blot with Catalog No:112975(MYLK4 Antibody) at dilution of 1:1000



IP Result of anti-MYLK4 (IP:Catalog No:112975, 4ug; Detection:Catalog No:112975 1:500) with HEK-293 cells lysate 3600ug.

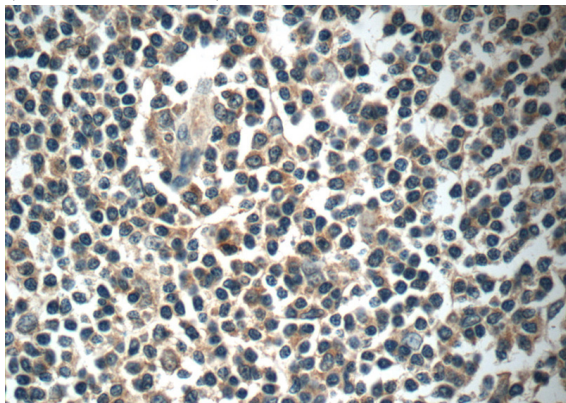


Immunohistochemistry of paraffin-embedded human tonsillitis tissue slide using Catalog

MYLK4 antibody

Catalog Number: 112975

No:112975(MYLK4 Antibody) at dilution of 1:50
(under 10x lens)



Immunohistochemistry of paraffin-embedded
human tonsillitis tissue slide using Catalog
No:112975(MYLK4 Antibody) at dilution of 1:50
(under 40x lens)