

MYL9 antibody



Catalog Number: 112970

Product name

MYL9 antibody

IHC: 1:20-1:200

IF: 1:10-1:100

Specificity

Human, Mouse, Rat; other species not tested.

Antibody description

MYL9 Rabbit Polyclonal antibody. Positive WB detected in human colon tissue. Positive IF detected in MCF-7 cells. Positive IHC detected in human colon cancer tissue. Observed molecular weight by Western-blot: 20kd

Preparation

This antibody was obtained by immunization of MYL9 recombinant protein (Accession Number: NM_181526). Purification method: Antigen affinity purified.

Formulation

PBS with 0.02% sodium azide and 50% glycerol pH 7.3.

Storage

Store at -20°C. DO NOT ALIQUOT

Clonality

Polyclonal

Ig Type

Rabbit IgG

Applications

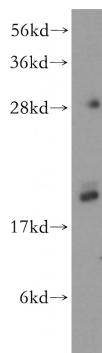
ELISA, WB, IHC, IF

Dilutions

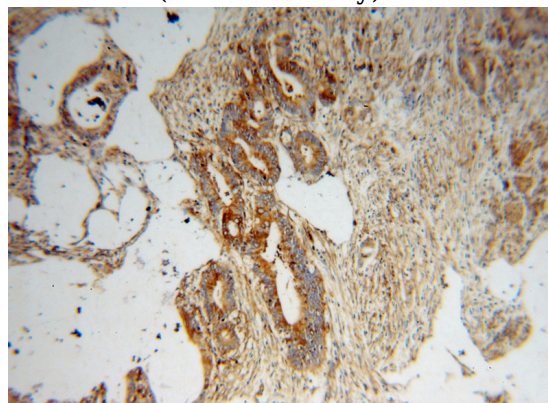
Recommended Dilution:

WB: 1:500-1:5000

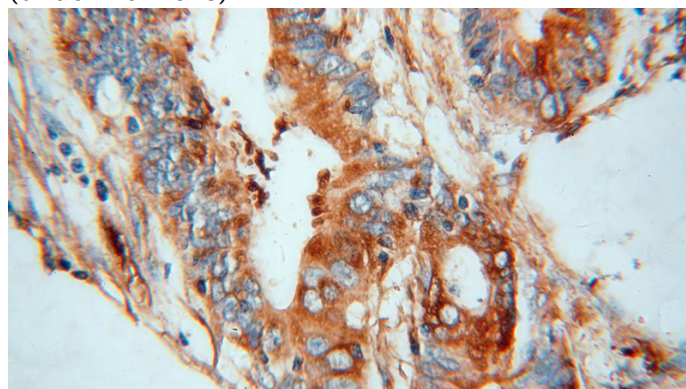
Validations



human colon tissue were subjected to SDS PAGE followed by western blot with Catalog No:112970(MYL9 antibody) at dilution of 1:400



Immunohistochemical of paraffin-embedded human colon cancer using Catalog No:112970(MYL9 antibody) at dilution of 1:50 (under 10x lens)



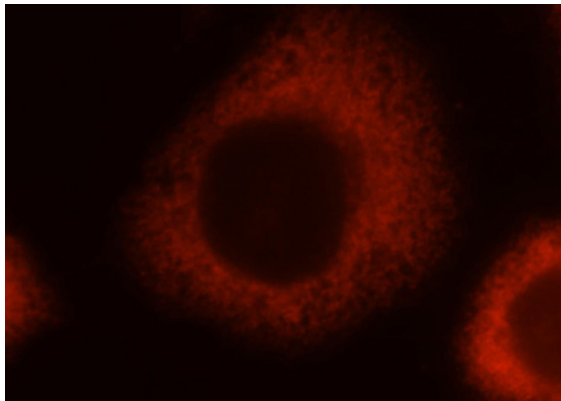
Immunohistochemical of paraffin-embedded

MYL9 antibody



Catalog Number: 112970

human colon cancer using Catalog
No:112970(MYL9 antibody) at dilution of 1:50
(under 40x lens)



Immunofluorescent analysis of MCF-7 cells, using
MYL9 antibody Catalog No:112970 at 1:25
dilution and Rhodamine-labeled goat anti-rabbit
IgG (red).