

# NARS antibody

Catalog Number: 112955

## Product name

NARS antibody

## Immunogen

[Human NARS Recombinant protein \(GST tag\)](#)

## Specificity

Human, Mouse, Rat; other species not tested.

## Antibody description

NARS Rabbit Polyclonal antibody. Positive WB detected in HepG2 cells, K-562 cells. Positive IP detected in HepG2 cells. Positive IF detected in HepG2 cells. Positive IHC detected in human liver cancer tissue. Observed molecular weight by Western-blot: 63 kDa

## Preparation

This antibody was obtained by immunization of NARS recombinant protein (Accession Number: NM\_004539). Purification method: Antigen affinity purified.

## Formulation

PBS with 0.02% sodium azide and 50% glycerol pH 7.3.

## Storage

Store at -20°C. DO NOT ALIQUOT

## Clonality

Polyclonal

## Ig Type

Rabbit IgG

## Applications

ELISA, WB, IHC, IF, IP

## Dilutions

Recommended Dilution:

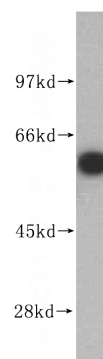
WB: 1:1000-1:10000

IP: 1:200-1:2000

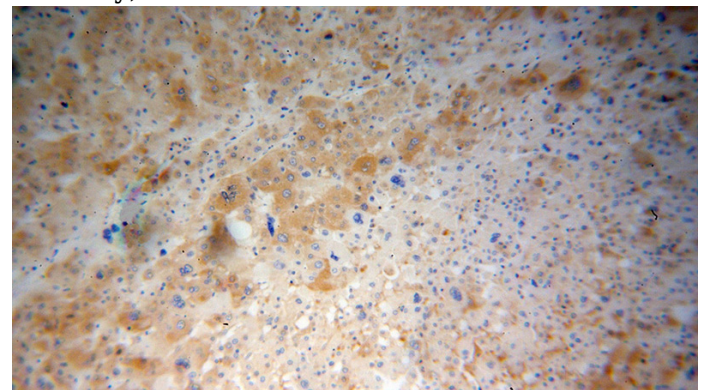
IHC: 1:20-1:200

IF: 1:10-1:100

## Validations



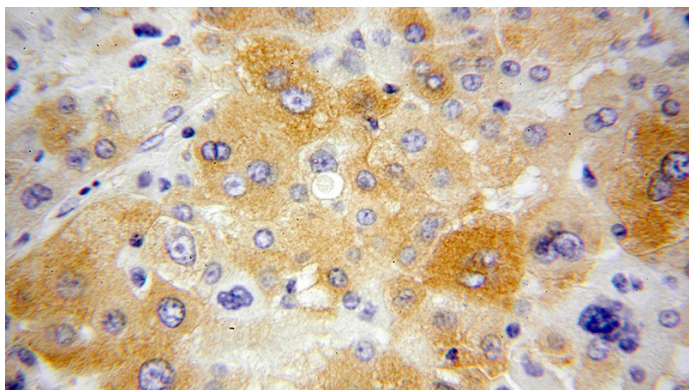
HepG2 cells were subjected to SDS PAGE followed by western blot with Catalog No:112955(NARS antibody) at dilution of 1:500



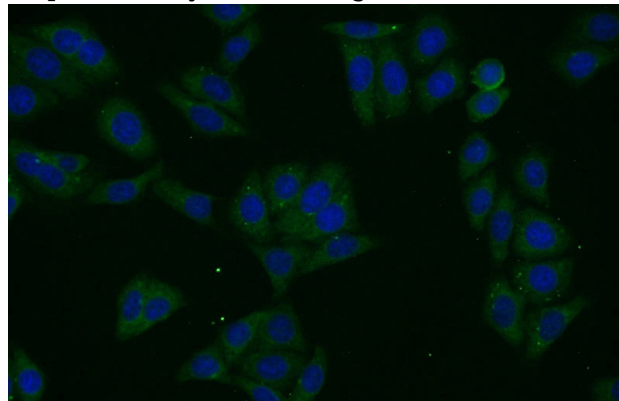
Immunohistochemical of paraffin-embedded human liver cancer using Catalog No:112955(NARS antibody) at dilution of 1:100 (under 10x lens)

# NARS antibody

Catalog Number: 112955

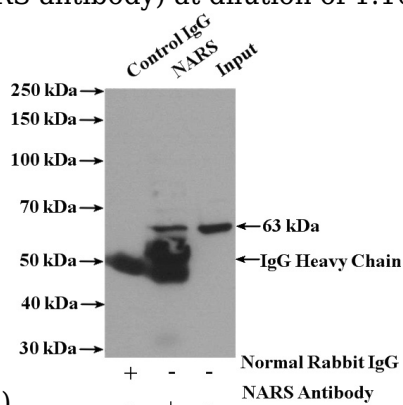


IP Result of anti-NARS (IP:Catalog No:112955, 4ug; Detection:Catalog No:112955 1:500) with HepG2 cells lysate 4000ug.



Immunohistochemical of paraffin-embedded human liver cancer using Catalog No:112955(NARS antibody) at dilution of 1:100

Immunofluorescent analysis of HepG2 cells using Catalog No:112955(NARS Antibody) at dilution of 1:25 and Alexa Fluor 488-conjugated AffiniPure Goat Anti-Rabbit IgG(H+L)



(under 40x lens)