

MYH4-Specific antibody

Catalog Number: 112934

Product name

MYH4-Specific antibody

Specificity

Human, Mouse; other species not tested.

Antibody description

MYH4-Specific Rabbit Polyclonal antibody.
Positive WB detected in human skeletal muscle tissue, mouse skeletal muscle tissue. Positive IHC detected in human skeletal muscle tissue.
Observed molecular weight by Western-blot:
230kd

Preparation

This antibody was obtained by immunization of Peptide (Accession Number: NM_017533).
Purification method: Antigen affinity purified.

Formulation

PBS with 0.02% sodium azide and 50% glycerol
pH 7.3.

Storage

Store at -20°C. DO NOT ALIQUOT

Clonality

Polyclonal

Ig Type

Rabbit IgG

Applications

ELISA, WB, IHC


Dilutions

Recommended Dilution:

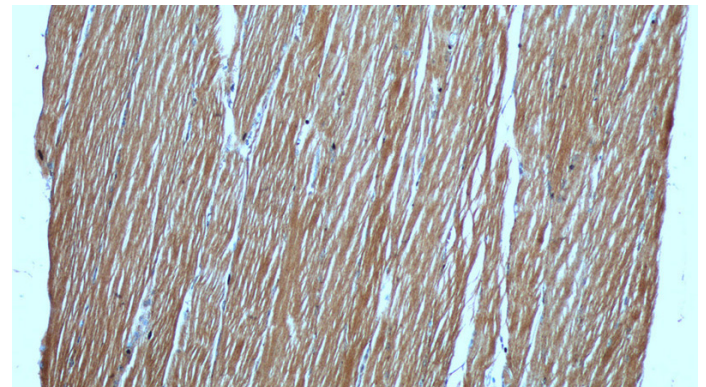
WB: 1:200-1:1000

IHC: 1:20-1:200

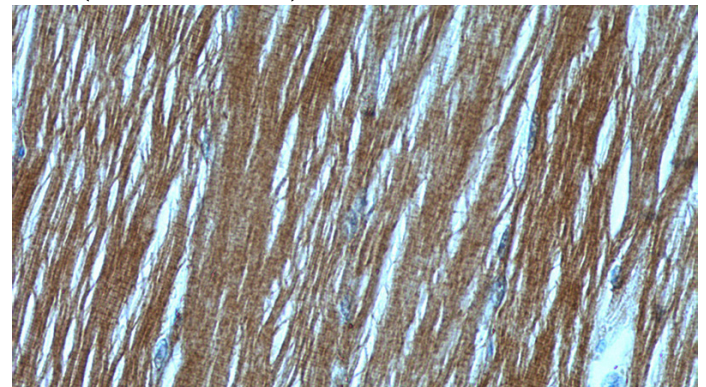
Validations



human skeletal muscle tissue were subjected to SDS PAGE followed by western blot with Catalog No:112934(MYH4-Specific Antibody) at dilution of 1:300



Immunohistochemistry of paraffin-embedded human skeletal muscle tissue slide using Catalog No:112934(MYH4-Specific Antibody) at dilution of 1:50 (under 10x lens)



Immunohistochemistry of paraffin-embedded human skeletal muscle tissue slide using Catalog

MYH4-Specific antibody



Catalog Number: 112934

No:112934(MYH4-Specific Antibody) at dilution of 1:50 (under 40x lens)