

# MUM1 antibody



Catalog Number: 112896

## Product name

MUM1 antibody

Recommended Dilution:

WB: 1:200-1:2000

## Immunogen

IP: 1:200-1:1000

[Human MUM1 Recombinant protein \(GST tag\)](#)

IHC: 1:20-1:200


## Specificity

Human; other species not tested.

## Validations

## Antibody description

MUM1 Rabbit Polyclonal antibody. Positive IHC detected in human endometrial cancer tissue. Positive WB detected in HT-1080 cells, Jurkat cells. Positive IP detected in Jurkat cells. Observed molecular weight by Western-blot: 70-80 kDa



## Preparation

This antibody was obtained by immunization of MUM1 recombinant protein (Accession Number: BC008098). Purification method: Antigen affinity purified.

HT-1080 cells were subjected to SDS PAGE followed by western blot with Catalog No:112896(MUM1 antibody) at dilution of 1:300

## Formulation

PBS with 0.02% sodium azide and 50% glycerol pH 7.3.

## Storage

Store at -20°C. DO NOT ALIQUOT

## Clonality

Polyclonal

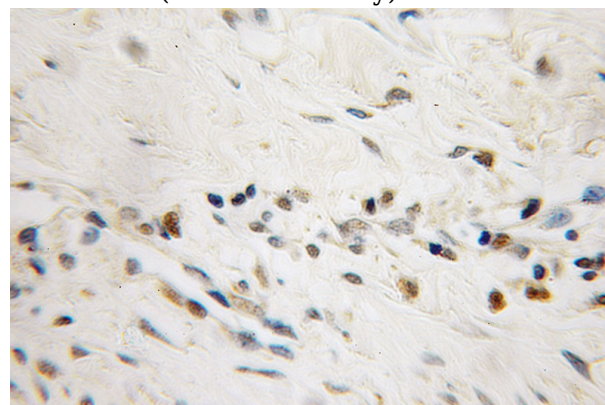
## Ig Type

Rabbit IgG

## Applications

ELISA, WB, IHC, IP

## Dilutions



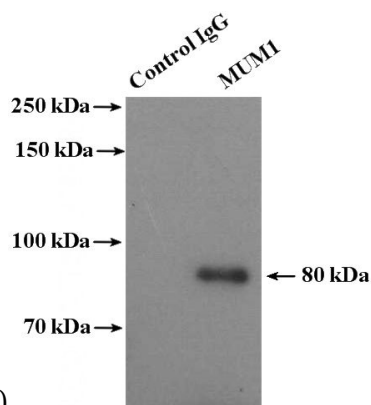
Immunohistochemical of paraffin-embedded human endometrial cancer using Catalog No:112896(MUM1 antibody) at dilution of 1:50

# MUM1 antibody

Catalog Number: 112896

---

IP Result of anti-MUM1 (IP:Catalog No:112896, 4ug; Detection:Catalog No:112896 1:300) with Jurkat cells lysate 4000ug.



(under 10x lens)