

MSRA antibody



Catalog Number: 112875

Product name

MSRA antibody

Immunogen

[Human MSRA Recombinant protein \(GST tag\)](#)

Specificity

Human, Mouse, Rat; other species not tested.

Antibody description

MSRA Rabbit Polyclonal antibody. Positive IHC detected in human skin cancer tissue. Positive WB detected in human kidney tissue. Positive IP detected in mouse kidney tissue. Observed molecular weight by Western-blot: 24-26 kDa

Preparation

This antibody was obtained by immunization of MSRA recombinant protein (Accession Number: NM_012331). Purification method: Antigen affinity purified.

Formulation

PBS with 0.02% sodium azide and 50% glycerol pH 7.3.

Storage

Store at -20°C. DO NOT ALIQUOT

Clonality

Polyclonal

Ig Type

Rabbit IgG

Applications

ELISA, WB, IHC, IP

Dilutions


Recommended Dilution:

WB: 1:200-1:2000

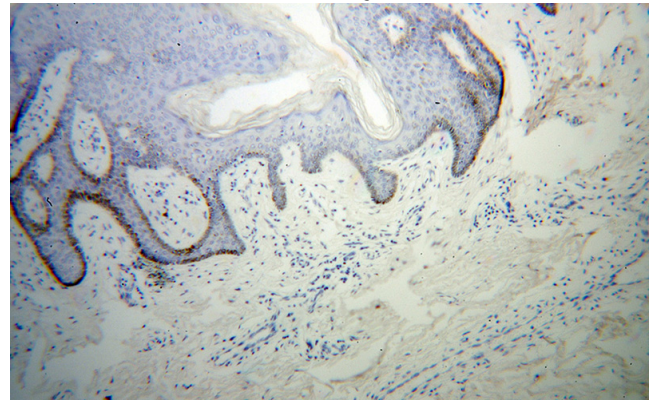
IP: 1:200-1:2000

IHC: 1:20-1:200

Validations



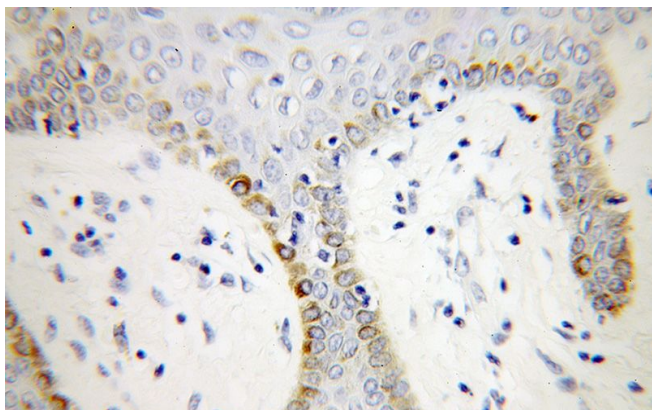
human kidney tissue were subjected to SDS PAGE followed by western blot with Catalog No:112875(MSRA antibody) at dilution of 1:800



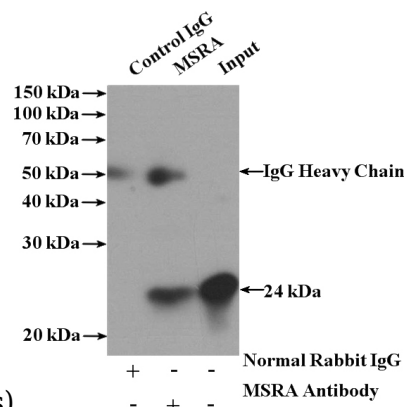
Immunohistochemical of paraffin-embedded human skin cancer using Catalog No:112875(MSRA antibody) at dilution of 1:50 (under 10x lens)

MSRA antibody

Catalog Number: 112875



Immunohistochemical of paraffin-embedded human skin cancer using Catalog No:112875(MSRA antibody) at dilution of 1:50



(under 40x lens)

IP Result of anti-MSRA (IP:Catalog No:112875, 4ug; Detection:Catalog No:112875 1:600) with mouse kidney tissue lysate 4000ug.