

MRPS27 antibody



Catalog Number: 112854

Product name

MRPS27 antibody

Recommended Dilution:

WB: 1:500-1:5000

Specificity

Human, Mouse, Rat; other species not tested.

IP: 1:500-1:5000


IHC: 1:20-1:200

Antibody description

MRPS27 Rabbit Polyclonal antibody. Positive WB detected in HeLa cells, A431 cells, human heart tissue, human skeletal muscle tissue. Positive IP detected in A431 cells. Positive IHC detected in human kidney tissue, human lung tissue, human spleen tissue, human testis tissue. Positive IF detected in HepG2 cells. Observed molecular weight by Western-blot: 48kd

IF: 1:10-1:100

Validations



Preparation

This antibody was obtained by immunization of MRPS27 recombinant protein (Accession Number: BC030521). Purification method: Antigen affinity purified.

HeLa cells were subjected to SDS PAGE followed by western blot with Catalog No:112854(MRPS27 antibody) at dilution of 1:500

Formulation

PBS with 0.02% sodium azide and 50% glycerol pH 7.3.

Storage

Store at -20°C. DO NOT ALIQUOT

Clonality

Polyclonal

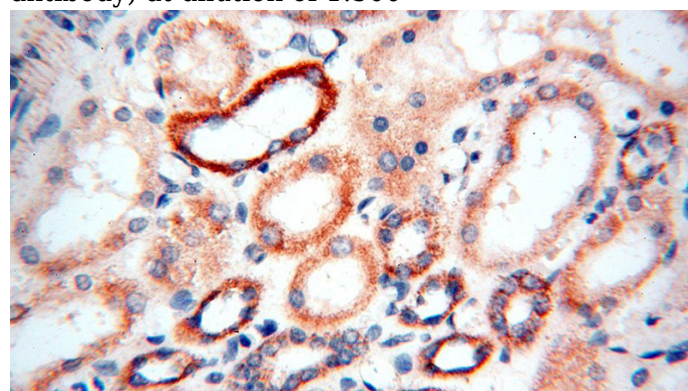
Ig Type

Rabbit IgG

Applications

ELISA, WB, IHC, IF, IP

Dilutions

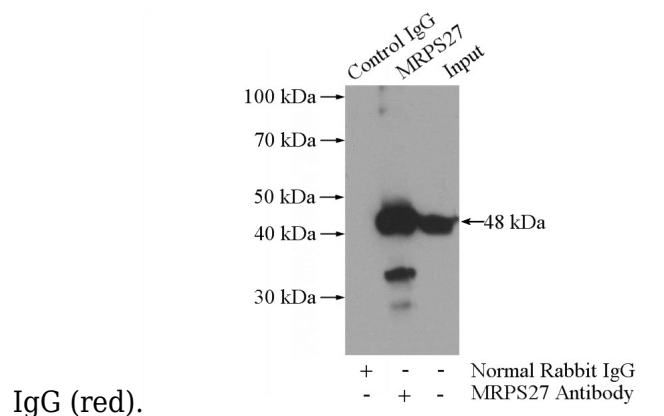
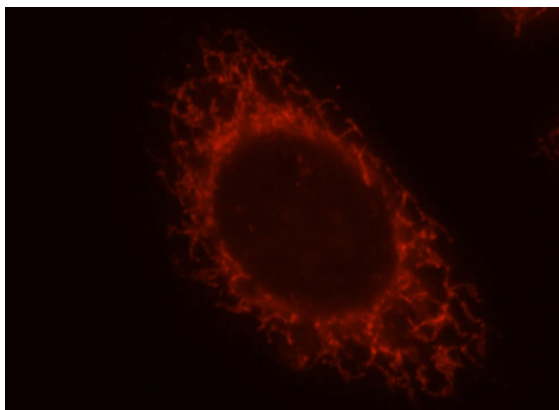


Immunohistochemical of paraffin-embedded human kidney using Catalog No:112854(MRPS27 antibody) at dilution of 1:100 (under 40x lens)

MRPS27 antibody



Catalog Number: 112854



IgG (red).

IP Result of anti-MRPS27 (IP:Catalog No:112854, 3ug; Detection:Catalog No:112854 1:1000) with A431 cells lysate 1520ug.

Immunofluorescent analysis of HepG2 cells, using MRPS27 antibody Catalog No:112854 at 1:25 dilution and Rhodamine-labeled goat anti-rabbit