

MTIF3 antibody

Catalog Number: 112780

Product name

MTIF3 antibody

Immunogen

[Human MTIF3 Recombinant protein \(GST tag\)](#)

Specificity

Human; other species not tested.

Antibody description

MTIF3 Rabbit Polyclonal antibody. Positive WB detected in HeLa cells, HepG2 cells. Positive IP detected in HeLa cells. Positive IHC detected in human liver tissue, human testis tissue. Observed molecular weight by Western-blot: 29 kDa

Preparation

This antibody was obtained by immunization of MTIF3 recombinant protein (Accession Number: XM_047430129). Purification method: Antigen affinity purified.

Formulation

PBS with 0.02% sodium azide and 50% glycerol pH 7.3.

Storage

Store at -20°C. DO NOT ALIQUOT

Clonality

Polyclonal

Ig Type

Rabbit IgG

Applications

ELISA, WB, IHC, IP

Dilutions


Recommended Dilution:

WB: 1:500-1:5000


IP: 1:200-1:2000

IHC: 1:20-1:200

Validations



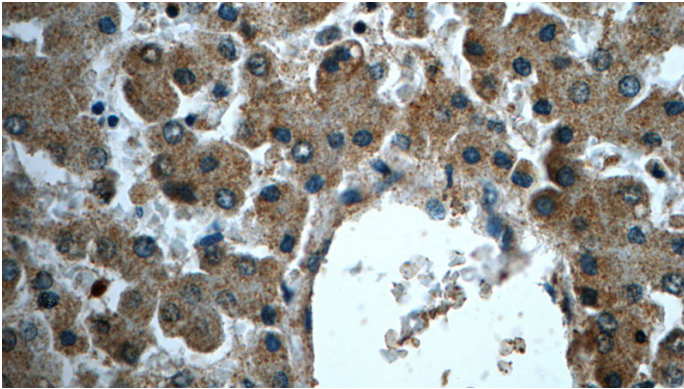
HeLa cells were subjected to SDS PAGE followed by western blot with Catalog No:112780(MTIF3 antibody) at dilution of 1:500



IP Result of anti-MTIF3 (IP:Catalog No:112780, 4ug; Detection:Catalog No:112780 1:500) with HeLa cells lysate 3200ug.

MTIF3 antibody

Catalog Number: 112780



Immunohistochemistry of paraffin-embedded human liver tissue slide using Catalog No:112780(MTIF3 Antibody) at dilution of 1:50 (under 40x lens)