

MORF4L1 antibody



Catalog Number: 112734

Product name

MORF4L1 antibody

IP: 1:200-1:2000

IHC: 1:20-1:200


Specificity

Human, Mouse, Rat; other species not tested.

Validations

Antibody description

MORF4L1 Rabbit Polyclonal antibody. Positive IP detected in HEK-293 cells. Positive WB detected in HEK-293 cells, A549 cells, mouse brain tissue. Positive IHC detected in human skin tissue, human testis tissue. Observed molecular weight by Western-blot: 35-37 kDa



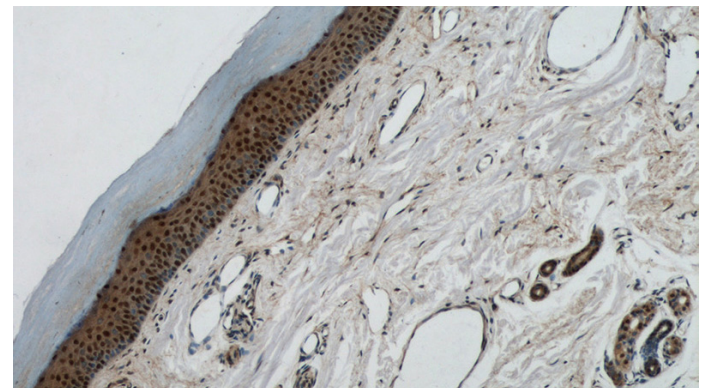
Preparation

This antibody was obtained by immunization of Peptide (Accession Number: NM_006791). Purification method: Antigen affinity purified.

HEK-293 cells were subjected to SDS PAGE followed by western blot with Catalog No:112734(MORF4L1 antibody) at dilution of 1:500

Formulation

PBS with 0.02% sodium azide and 50% glycerol pH 7.3.



Storage

Store at -20°C. DO NOT ALIQUOT

Clonality

Polyclonal

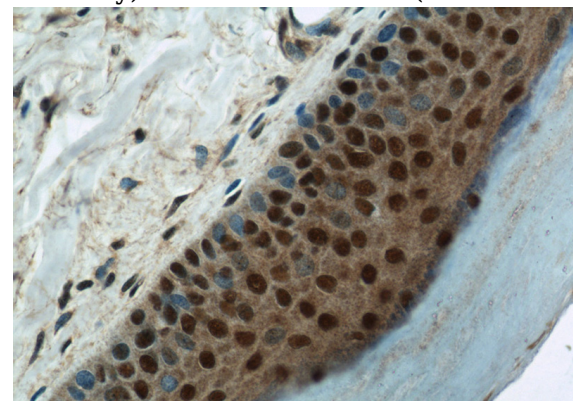
Immunohistochemical of paraffin-embedded human skin using Catalog No:112734(MORF4L1 antibody) at dilution of 1:100 (under 10x lens)

Ig Type

Rabbit IgG

Applications

ELISA, WB, IHC, IP



Dilutions

Recommended Dilution:

WB: 1:200-1:2000

Immunohistochemical of paraffin-embedded

MORF4L1 antibody

Catalog Number: 112734

human skin using Catalog No:112734(MORF4L1 antibody) at dilution of 1:100 (under 40x lens)

IP Result of anti-MORF4L1 (IP:Catalog No:112734, 4ug; Detection:Catalog No:112734 1:800) with HEK-293 cells lysate 1200ug.

